

# Trails, Rails, & Tales



The Official Newsletter of the *Chisholm Trail Division* of the **NMRA**

**March-April 2024**  
Volume 10 • Number 2

## FROM THE DIRECTOR'S DESK

BY PHIL AYLWARD

I hope you all are doing well. If you did not see the modular group setup at the February Wichita Train Show you will have a chance at the Ark City show. If you can come out, we would like to see you at the shows.

Thank You

– Phil & Linda

## FROM THE SUPERINTENDENT'S DESK

BY CHARLIE MONCKTON

I hope everyone was able to attend the recent Best Train Show in Wichita February 3-4. I want to begin by thanking everyone who helped make it a success. A special thanks to Jacob Peterson, Jim Hogben, John Kraft, Jim Marlett, Richard Kennedy, Claudia Rollstin and Randy Collins for their clinic presentations. I heard a lot of positive comments about all of your clinics. Congratulations to Phil Zamzow for winning best of show for your entry in the modeling contest and to all the participants who entered. If you did not take part in the contest please consider participating next year. It seems modeling is a dwindling skill and I hope we can encourage people to take part in our contest. This is a great time to start on a project to enter in next year's show. It is also a great way to showcase your work on becoming a National Model Railroad Association Master Model Railroader.

With a few recent nice days instead of spring fever I have developed Rail Fanning Fever. I'm ready to get out there and watch some trains. Hope to meet you out along the rails someplace.

– Charlie

### TRAILS, RAILS, & TAILS

is published bi-monthly.

It is sent to members of the  
Chisholm Trail Division of  
NMRA

#### DIRECTOR

Philip Aylward  
[aylward1@cox.net](mailto:aylward1@cox.net)

#### SUPERINTENDENT

Charles Monckton  
[monckton\\_66061@yahoo.com](mailto:monckton_66061@yahoo.com)

#### ASSISTANT

#### SUPERINTENDENT

Dean Lippincott  
[DLippP5a@gmail.com](mailto:DLippP5a@gmail.com)

#### PAYMASTER/TREASURER

Gene Bowers  
[gene9366@icloud.com](mailto:gene9366@icloud.com)

#### CLERK/SECRETARY

Randy Stucky  
[ritastucky3@gmail.com](mailto:ritastucky3@gmail.com)

#### SYSTEMS ADMINISTRATORS

Len Wigton: [777@yahoo.com](mailto:777@yahoo.com)  
Ann Wigton: [767@hotmail.com](mailto:767@hotmail.com)

#### NEWSLETTER EDITOR

Jim Marlett  
[jmarlett@cox.net](mailto:jmarlett@cox.net)

Submissions for publication are  
strongly encouraged.

Logo Design by Alan Aagaard

## FROM THE EDITOR'S DESK

BY JIM MARLETT

The Wichita Train Show and Swap Meet for this year is over. For the planners and helpers life can get back to normal. Well, sort of. Planning for next year's show has already started. You'll no doubt hear more about that.


One nice thing for me is the show provides newsletter material. I call the March-April issue the "Train Show Issue," at least to myself if not in print.

Also in this issue will be something I forgot last issue – namely, a few photos of the Holiday Party and White Elephant Gift Exchange. Bob Neill sent a piece as well and the Modular Update is almost a regular column now.

The update on my own model railroad progress will be short this month. About all I did was a little revision of the Blakely yard to make things fit better, traced more lines from the track plan, smoothed the Homasote, and stained some ties. I also drew lines on the Homasote representing the

ends of the ties. I use Fast Tracks sweeps of a different scale to do this. The Fast Tracks sweeps have windows in their centers that allow following a center line. You may have heard me drone on about this before, but I realized that sweeps for On3 were 3 feet wide in O scale, but were about 6 feet wide in HO scale. I have used six foot, six-and-a-half foot, and seven foot ties on my HOn3 track, as did a number of narrow gauge prototypes. Gluing a strip of wood to the outside edges of the On3 sweeps gives me about a six-and-a-half foot guide for my pencil. I can do a much better job of laying strips of ties by aligning their outer edges with those pairs of lines than I can trying to guess where they would fit on a center line. If you are laying flex track, that shouldn't be a problem for you, but us old school whackos that hand lay track need all the help we can get.

– Jim



*1) When we left off last issue, I had put three of the Blakely, Colorado tables together. This issue, I have printed out most of the track plan areas and adjusted them by cut and paste where needed to get the already installed turntable to line up. Then I traced the track plan onto the Homasote with a pounce wheel. Where tracks were straight with no switches, I didn't need to print the track plan. A straight edge was plenty good enough to connect the lines.*





2) Here I am using one of my wife's pounce wheels to trace the track plan onto the Homasote. I had to be careful not to let the pounce wheel wonder off the line, but it was so much quicker than the push pin method I'd used before. Once transferred to the Homasote, the paper template came off and left dotted lines where the track should go.



3) Like shown in the last issue, I connected the dots with a pencil. This gave me centerlines to follow. The white spots are where I filled holes left from screwing a second sheet of plywood to the top of the Homasote and plywood sandwich to ensure good contact while the glue dried. When the top sheet is removed, the Homasote is tightly bonded to the plywood.




4) These are some of the modified sweep sticks I used to help draw the lines for the ends of the ties. The lines on the roadbed are the second round of this after I leveled the divots in the Homasote with wood filler. The filler faded the first pencil lines. I normally don't need to smooth the Homasote, but this was a rough batch and I thought it needed a little help in the smoothness department.



5) Here are a few thousand freshly stained ties waiting for me to glue them down and the spike rails. They'll have to wait a bit, though. I have a bunch of switches to build and I prefer to get them placed and the switch ties down before laying the connecting ties. If I have to change something a little bit, it's a whole lot easier to adjust a run of track than it is to put a switch where it doesn't quite fit.



## BOB NEILL RECOGNIZED WITH LAROE AWARD



Each year a member of the Chisholm Trail Division may be selected for the John D. LaRoe Memorial Award to honor the recipient's service to the Division and to the hobby in general. The recipient is typically selected by previous award winners. This award is to commemorate the late John D. LaRoe for his many years of outstanding service to the Division.

Bob Neill works hard at promoting the hobby with displays in several regional libraries and public places during National Model Railroad Month, he rarely misses bringing models for show and tell at our meetings, and he unfailingly helps with the plain old manual labor of setting up and tearing our meeting space and the annual train show.



## A LOOK AROUND THE WICHITA TRAIN SHOW













# HOW I ENJOYED THE TRAIN SHOW

BY BOB NEILL



*When Bob Neill makes a paper airplane, expect something seriously out of the ordinary. Here one of his masterpieces is flying over the Chisholm Trail Division's modular layout at the Wichita Train Show.*

Upon my arrival at the show I was surprised to find that I was early. I do not remember when I was early before! So I got to help watch the door, then try to figure out how to turn on the lights. "Just throw the switch" he said. Then I was allowed to break a tie in the model contest room.

After the vendors arrived, I had to check out a deal I talked about Friday night. Sunday afternoon I was followed home by an experienced brass locomotive, and a few other valuables. Of course, several items I noticed Friday were in other safe places.

The group around the Chisholm Trail layout was always busy. I noticed one young girl leading her mother past quickly in and out several times,

so I had to ask if she had a chance to enjoy the scavenger hunt. I saw her walk around the modules at least four times. She seemed surprised to see the make and take diorama table, I was attending too many things to see if she built one.

One of the surprises was hearing a small voice behind me say "This is the guy". This was one of the boys that ran the switching module at Moundridge Library. After he built his diorama, I pointed out the Augusta switching module, which was busy at the time.

Since I am warped, I enjoyed pointing out paper models and handing out a few kits. Should I think about a clinic next year?

– Bob



# THE WICHITA TRAIN SHOW CONTEST ROOM

## BY RANDY STUCKY

Another train show is in the books. A good crowd attended the show.

The model contest room, on the other hand, had a very slow show. Eleven people entered 24 items. Winners are in the pictures below.

Special congratulations go to Philip Zamzow for winning Best of Show for his diorama.

The next show is February 1 & 2 of 2025. Start working on your entry NOW.

–Randy



*Best in Show & 1st Place Dioramas – Philip Zamzow*



*A closer look at Philip Zamzow's winning entry, Abandoned Lot*



*2nd Place Dioramas – Ross Moody  
C. E. Wells Mining Company*



*The back side of Ross Moody's diorama.*





*1st Place Steam Engine – Philip Zamzow*



*1st Place Freight Car – Dean Lippincott*



*1st Place Caboose – Philip Zamzow  
Scratch Built*



*1st Place Non-Revenue Cars – Dean Lippincott  
Fire Fighting Train*



*1st Place Module – Lonnie Demoret*



*Kids ran the trains from tablets on Lonnie's  
modular layout*





*1st Place Favorite Train – Philip Zamzow  
Log Train*



*2nd Place Favorite Train – Randy Stucky  
ATSF Road Railer Train*



*3rd Place Favorite Train – Randy Stucky  
John Deere Train*






*2nd Place Module – David Weide  
World War II*



*3rd Place Module – Terry Ross*



*1st Place Photo, Prototype – Randy Stucky  
Amtrak 158 at Halstead*



*2nd Place Photo, Prototype – Randy Stucky  
BNSF Loco Pulling the Southwest Chief*



*1st Place Youth – Jacob Peterson*



*2nd Place Youth – Jacob Peterson*



# MODULAR GROUP UPDATE

## BY TERRY ROSS

To begin our 2024 Season, we started with a busy January and February as we attended two shows within 3 weeks of each other.

The McPherson Train Show was Jan. 13<sup>th</sup> and 14<sup>th</sup> and if you remember, the temperatures were in the single digits or subzero most of the weekend. We had 9 members bring modules, corners, and gloves to complete a new "L" shaped layout measuring 20' x 20' Square x 36' x 8' leg. We added one new inside corner and two



transition modules (6') each to create the new "L" extension on the layout. It's hard to explain the measurement, so please come and see us at the next show. It was really fun running the trains on the large layout. Our long trains, (some with 30 cars or more) really look good on the long runs and big sweeping turns. We had an awesome mix of trains to show the public ranging from a Santa Fe Freight with 3 "Blue and Yellow" SD 45's to a UP Big Boy pulling an excursion UP Passenger Train. The cold weather kept a lot of the vendors away from the show, but we had a nice steady flow of rail fans come by the layout both Saturday and Sunday. After a great weekend of running trains, it was still super cold when we packed up to go home. Even with the cold, everyone said "I had a great time and would do it again."

And we did do it again, three weeks later at the "Best Train Show in Wichita" Feb. 3<sup>rd</sup> and 4<sup>th</sup>. It was a lot warmer when we set up, and we all enjoyed the heat. At Wichita, we again added to the layout as two members brought their new modules for the first time. Radford Walker brought his 4' module with a riverbed and bridge over the





river, all under construction. Looks great already and created a lot of conversation as people could see how the scenery was being constructed. Adam Goldsmith brought his four beautifully done 4' modules complete with scenery and with working signals and crossing lights.

With the extra modules we again had to change the footprint of the layout to get as much as we could in the space we were given. This time we set up a "U - shaped" layout with two 180-degree corners on the end of the "U" to create an aisle down the center for the public to walk in and see the 22 feet of modules in the inside of the layout. We had seventeen 4' modules, two 6' transition modules, and eight corners to make a 20' x 28' U-shaped layout. We had seven modules we did not use at this show, plus four new member modules that are being worked on. We have had a growth explosion in our first year. We can really put together an interesting layout for future shows. Everyone had a great time running at the Wichita Show, and again we broke out some new equipment we had not seen before. A beautiful set of 3 Rock Island Jeeps, a UP DD40 Centennial, a Southern RR Steamer in Crescent Green, and a Northern Pacific Mountain, both smoking and chuffing around the layout. Oh yeah, kids we had plenty. Ken's 9-year-old grandson ran trains with us on Saturday for about 2 hours. His dad had to drag him away to a basketball game. Future Member and Clinic Presenter.

Adam's wife and NMRA member Ladena put together a scavenger hunt for the kids. They had to find about 20 miscellaneous items she had placed on the layout. If you found them all, you received a Tootsie Roll Pop as a prize. We also had a number of kids running trains and having a great time, even with Charlie trying to steal all the kids away with his "take home mini-modular





table" set up right next to us. He was too busy building mini-modules to come over and run trains with us. Great job Charlie!!

Well, I could go on and on, but I'll finish with "Join in the fun – come out and see us at one of our future shows." Run some trains with us, or just look and visit with friends. We would be happy to see you. We will be at the Belaire Community Building March 22nd and 23rd, and at the Arkansas City Train Show Saturday April 20th. Hope to see you there!!

– Terry





## IN CASE YOU MISSED IT

### December's Holiday Dinner and White Elephant Gift Exchange



*There was quite a pile of gifts to select from.*



*Phil Aylward got the lucky first pick.*

### January's Division Meeting with a Mini-Diorama Build



*This moose is poised to interrupt its feeding to watch a train pass by. Everyone had a chance to build something in N-scale. Charlie Monckton gets credit for bringing this program to us.*



*This bear, on the other hand, had better hustle off the tracks before the next train comes by. The mini-modules were connected as a display at the Wichita Train Show's "make and take" kids table.*



## **BOTANICA IS STILL LOOKING FOR A TRAIN TECHNICIAN DO YOU KNOW SOMEONE WHO MIGHT BE INTERESTED?**

Initially this will be a Train Technician position. The Train Technician will be learning for 6 months to a year. I believe that it will be a part time, paid position that will lead to becoming the Botanica Train Coordinator (also a part time paid position, but with more hours).

A current summary of the Coordinator position is:

The job of the Coordinator is to make sure trains run as requested in an attractive setting. This involves ensuring there are:

- 1) volunteers to run the trains
- 2) functional trains with well working tracks and power system
- 3) buildings and accessories in good condition
- 4) that the plantings are appropriate and adequate.

The Coordinator reports to the Director of Operations and works in collaboration with the Volunteer Coordinator.

This position falls under the non-profit Botanica, Inc., rather than being a city of Wichita employee.

The position is a Permanent Part-time paid position with 20 to 30 hours per week that are flexible according to need.

### **A List of Qualifications preferred:**

#### Hard skills

- At least a general knowledge of model train equipment, preferably G-scale.
- Have routinely cleaned and repaired model train equipment, preferably G-scale.
- Competent in MS Word and Excel for reports and schedules.

- At least a general knowledge of small scale horticulture appropriate for a train garden setting.
- Working knowledge of electricity and electronics.
- Capable of using diagnostic and small hand tools.
- Prefer someone capable of physical activity in the train shed or garden itself, such as standing, reaching, bending, stooping, kneeling, crawling, or lifting, up to 20 pounds. This might take place in any weather condition.

#### Soft skills

- Previous leadership or supervisory experience and is aware that supervising volunteers is different than supervising paid employees.
- Can deal with public positively and effectively as an operator or giving a presentation.
- Dependable.
- Open minded with personnel and new ideas.
- Can solve problems.
- Adaptable to changing processes and schedules.

**Willingness and ability to learn is more important than any extended formal education.**

Contact Claudia Rollstin

[crollstin@botanica.org](mailto:crollstin@botanica.org)

316-688-0470



# CALENDAR OF EVENTS

## INCLUDES NON-NMRA EVENTS

### Recurring Events

#### **Chisholm Trail Division of NMRA Monthly**

**Meeting.** Every first Tuesday of the month.  
Gather at 6:45PM. Olivet Baptist Church,  
3440 W 13th St, Wichita, KS (13th & High)  
[http://www.mcor-nmra.org/Divisions/  
Chisholm\\_Trail\\_Division/](http://www.mcor-nmra.org/Divisions/Chisholm_Trail_Division/)

**Kansas Central Division of NMRA.** Every  
second Saturday of even numbered months at  
1:00PM. Locations vary. Contact information  
is here: [http://www.mcor-nmra.org/Divisions/  
Kansas\\_Central\\_Division/](http://www.mcor-nmra.org/Divisions/Kansas_Central_Division/)

#### **Kansas Central Model Railroaders Business**

**Meeting.** (Not the same as Kansas Central  
Division of NMRA) Every second Saturday  
from 11:00AM-Noon. 16 East 3rd Ave,  
Hutchinson, KS [http://  
www.kansascentralmodelrailroaders.org](http://www.kansascentralmodelrailroaders.org)

#### **Wichita Area Model Railroaders Luncheon.**

Every second Thursday at 11:30AM. Spear's  
Restaurant and Pie Shop, 4323 W Maple,  
Wichita, KS

#### **Third Thursday Model Railroaders's Lunch.**

Every third Thursday at a location and time  
to be announced. If you are not receiving  
notices and would like to be included, contact  
Terry Ross (316) 258-4029.

### SCHEDULED EVENTS

#### **MARCH 2024**

##### **March 2-3 – Lawrence Model Railroad Club**

**Train Show and Swap Meet.** Crown Toyota,  
3400 South Iowa St, Lawrence, KS. Saturday  
9AM-5PM, Sunday 9AM-3PM. [http://  
lawrencemodelrailroadclub.org/  
TrainShow.html](http://lawrencemodelrailroadclub.org/TrainShow.html)

##### **March 9-10 – Garden City Train Show.**

Exhibition Building, West Pavilion, Finney  
County Fairgrounds, 601 W. Lake Ave,  
Garden City, KS. Saturday 10AM-5PM,  
Sunday 11AM-4PM. [https://  
www.facebook.com/  
BootHillModelRailroadClub](https://www.facebook.com/BootHillModelRailroadClub)

#### **APRIL 2024**

##### **April 13-14 – Festival of Trains. OKC**

Fairgrounds - The Pavilion, 3212 Wichita  
Walk, Oklahoma City, OK. [https://  
www.festoftrains.com/](https://www.festoftrains.com/)

##### **April 20 – Arkansas City Train Show. Agri-**

Business Building, 712 West Washington,  
Arkansas City, KS. Saturday 9AM-4PM.  
[http://www.wichitatoytrainmuseum.org/home-  
page.html](http://www.wichitatoytrainmuseum.org/home-page.html)

##### **April 27-28 – Herington Railroad Days,**

Herington Community Building, 810 S  
Broadway, Herington, KS. Saturday  
9AM-5PM, Sunday 10AM-4PM. [https://  
www.facebook.com/HeringtonRailroadDays/](https://www.facebook.com/HeringtonRailroadDays/)  
and [https://heringtonhistory.org/  
heringtonrailroaddays/](https://heringtonhistory.org/heringtonrailroaddays/)

#### **JUNE 2024**

##### **June 13-15 – Mid-Continent Region NMRA**

**Convention.** Ramada Inn, Grand Island, NE  
[https://www.dropbox.com/scl/fi/  
4ckh3ke1nlt1wgayr5bgr/  
Flyer-2024-02-25.pdf?  
rlkey=3wqyfmngqjm0lwtrcq4t1lm&e=1&d  
1=0](https://www.dropbox.com/scl/fi/4ckh3ke1nlt1wgayr5bgr/Flyer-2024-02-25.pdf?rlkey=3wqyfmngqjm0lwtrcq4t1lm&e=1&d1=0)



## JULY 2024

**July 27 – Kansas Model Train Show.** Double Tree by Hilton Hotel, 200 McDonald Drive, Lawrence, KS. Saturday 10AM-3PM. Sponsored by the Lionel Operating Train Society. <https://lots-trains.org/annual-convention/>

## AUGUST 2024

**August 4-11 – National Model Railroad Association Convention.** Weston Long Beach, 333 East Ocean Blvd, Long Beach, CA. <https://surfliner2024.org/>

## SEPTEMBER 2024

**September 11-14 – National Narrow Gauge Convention.** Pittsburgh, Pennsylvania. <https://www.44nngc.com/>

**September 20-21 – Ozark Model Railroad Association Train Show.** Ozark Empire Fairgrounds, Central Buildings Event Center, 3001 N Grant Ave, Springfield, MO. Friday 4PM-8PM, Saturday 9AM-3PM. Sponsored by the Lionel Operating Train Society. <http://www.omraspringfield.org/train-shows.html>

**Please send me information about  
any events or meetings you think  
should be included on this  
calendar.**

Jim Marlett

[jmarlett@cox.net](mailto:jmarlett@cox.net)