

CABOOSE

K

I

B

I

T

Z

E

R



KC's Hometown Railroad —Page 18

MCOR to **KC** IN '25 *Page 8*

ALSO IN THIS ISSUE

- ♦ Scratchbuild a Tank Car—Page 26
- ♦ Division Newsletters—Page 30



Volume 75, Number 2

2nd Quarter 2025

April—May—June

© Mid-Continent Region of the National Model Railroad Association
www.mcor-nmra.org

Table of Contents

Page

Division Locations and Contacts.....	3
The Head End	5
Larry Diehl	
Editor's Musings.....	7
Pat Hiatte	
MCoR to KC in '25.....	8
Kansas City's Hometown Railroad.....	18
Scratchbuild a Tank Car	26
Craig Drenkow, MMR	
Division Newsletters.....	30
MCoR Members Pike Registry	34
MCoR Regional Club Rosters.....	35
MCoR Region Resources	37

Caboose Kibitzer Staff

Editor	Patrick Hiatte
ckeditors@mcpr-nmra.org	
Editor-At-Large	Hank Kraichely
Associate Editors - The Yard Crew	
<i>AP Chairman</i> Craig Drenkow, MMR/Marty Vaughn, MMR	
<i>Membership Chairman</i>	Whit Johnson
<i>Copy Excellence.....</i>	Robert Simmons
Associate Editors—The Road Crew	
<i>Central Missouri Area.....</i>	Dean Smith, MMR
<i>Chisholm Trail Division.....</i>	Phil Aylward
<i>Cowboy Line Division.....</i>	Craig Drenkow, MMR
<i>Eastern Iowa Division</i>	Allen Merta, MMR
<i>Fallen Flags Division.....</i>	John Rietveld
<i>Gateway Division.....</i>	David Lowell, MMR
<i>Great Midwestern Division</i>	Whit Johnson
<i>Indian Nations Division</i>	James Senese
<i>Kate Shelley Division.....</i>	Richard Liebich
<i>Kansas Central Division.....</i>	Larry Tiffany
<i>Little Rock Area</i>	William Hobbs
<i>Nebraska West-Central Division</i>	Gene Tacey
<i>Oklahoma Heartland Division.....</i>	Kurt Konrath
<i>Ozark Mountain Area</i>	Pamela MacPhail
<i>Platte Valley Division.....</i>	Jim Wells
<i>Turkey Creek Division</i>	John Fales
<i>Western Heritage Division</i>	Bruce Hochberger
<i>Western Kansas Division.....</i>	Robert Simmons

The Caboose Kibitzer

The Caboose Kibitzer© is the official publication of the Mid-Continent Region (MCoR) of the National Model Railroad Association (NMRA). Subscription to the Caboose Kibitzer is free.

All MCoR NMRA members automatically receive electronic distribution by e-mail. Non-NMRA members may request free electronic distribution by going to this web page and subscribing:

[Caboose Kibitzer Subscription](#)

Original, non-copyrighted information and material submitted for publication should be addressed to the Editor, but no payment can be made. Guidelines for submittal are available from the Editor at ckeditors@mcpr-nmra.org.

All submissions become the property of MCoR whether or not published. The Editor reserves the right to reject information.

Deadline: All items submitted for publication must be received before the dates listed below to be included in the next issue. The Editor will attempt to include the information in the next issue, but there may be a delay because of a backlog.

Content Deadline

Issue	Due Date
First Quarter	December 1
Second Quarter	March 1
Third Quarter	June 1
Fourth Quarter	September 1

The editorial policy of this publication reflects the opinion of the Editor unless otherwise credited, and does not reflect the policy of MCoR-NMRA.

Any item in this publication may be reproduced unless specifically restricted, but proper credit is requested.

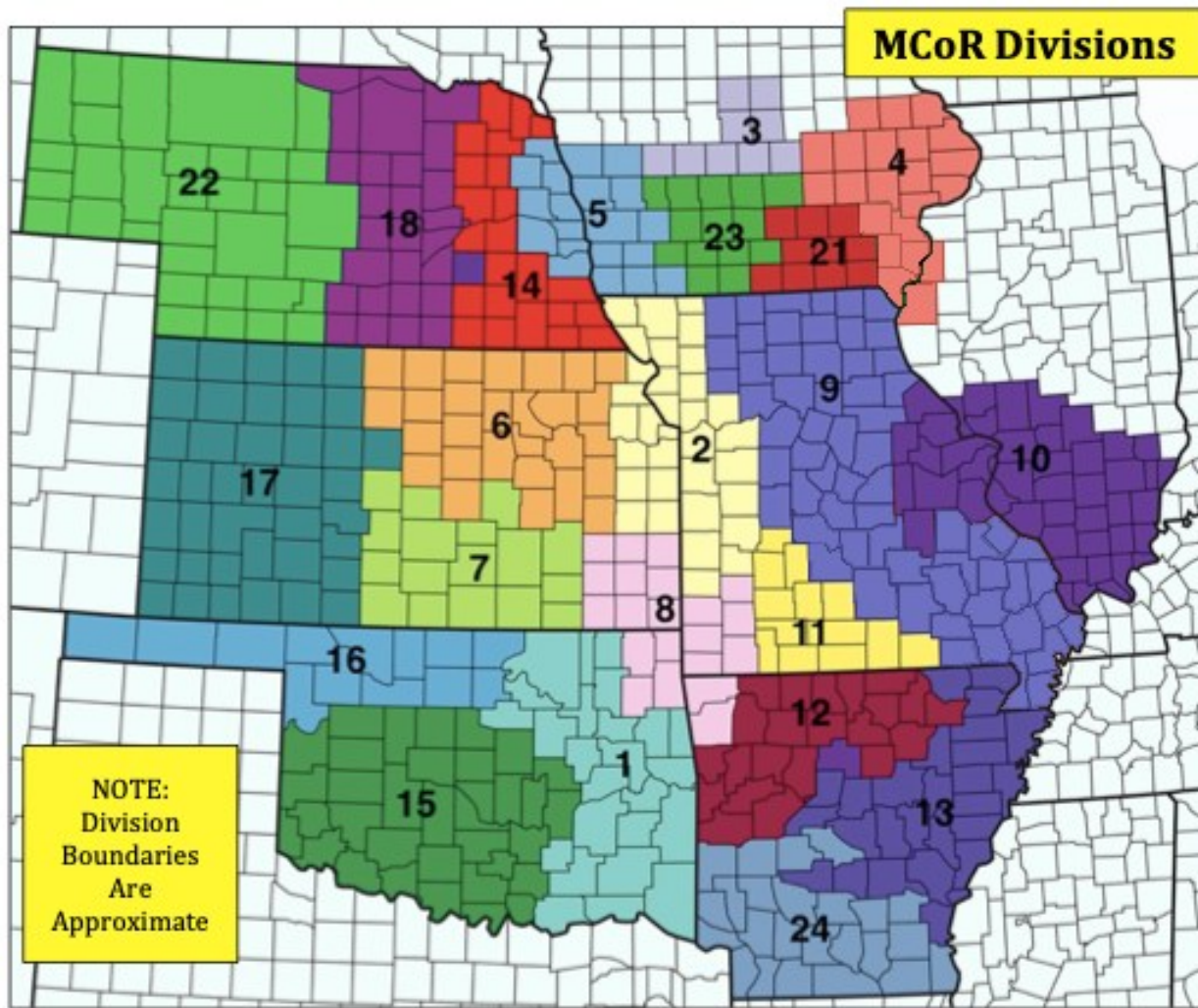
NMRA member E-mail address changes should be directed to the NMRA headquarters at the following link

nmrahq@nmra.org

Application (either online, or printed and mailed in) for NMRA membership may be obtained here:

<https://www.nmra.org/member-services>

M C O R D I V I S I O N S



Div isio n	Division/Area Name	Director	E-mail	Divis ion	Division/Area Name	Director	E-mail
1	Indian Nations Division	Ray Brunner	dir-2901@mcors-nmra.org	13	Little Rock Area	William Hobbs	dir-2913@mcors-nmra.org
2	Turley Creek Division	Ray Brown	dir-2902@mcors-nmra.org	14	Cowboy Line Division	Craig Drenkow, MMR	dir-2914@mcors-nmra.org
3	Kate Shelley Division	—	dir-2903@mcors-nmra.org	15	Oklahoma Heartland Division	Kurt Konrath	dir-2915@mcors-nmra.org
4	Eastern Iowa Division	Allen Merta, MMR	dir-2904@mcors-nmra.org	16	Northern Oklahoma Area	—	dir-2916@mcors-nmra.org
5	Western Heritage Division	Rick Stone	dir-2905@mcors-nmra.org	17	Western Kansas Division	Robert Simmons	dir-2917@mcors-nmra.org
6	Kansas Central Division	Larry Tiffany	dir-2906@mcors-nmra.org	18	Platte Valley Division	Jim Wells	dir-2918@mcors-nmra.org
7	Chisholm Trail Division	Phil Aylward	dir-2907@mcors-nmra.org	21	Fallen Flags Division	John Rietveld	dir-2921@mcors-nmra.org
8	Maple Leaf Area	Joseph Giunto	dir-2908@mcors-nmra.org	22	Nebraska West Central Division	Gene Tacey	dir-2922@mcors-nmra.org
9	Central Missouri Area	Dean Smith, MMR	dir-2909@mcors-nmra.org	23	Great Midwestern Division	Doug Harding, MMR	dir-2923@mcors-nmra.org
10	Gateway Division	Jimmy Ables	dir-2910@mcors-nmra.org	24	Southern Arkansas Area	—	dir-2924@mcors-nmra.org
11	Ozark Mountain Area	Pamela MacPhail	dir-2911@mcors-nmra.org				
12	Northern Arkansas Area	Tim Force	dir-2912@mcors-nmra.org				



MCoR NMRA Division Meetings

Note: COVID-19 cancelled many in-person meetings in leu of ZOOM meetings. And now, some Divisions are resuming in-person meetings. Check before showing up...

Division 1: INDIAN NATIONS DIVISION (Tulsa, OK): Meet 4 times a year. Unless otherwise specified, all Indian Nations NMRA meets are held at the new Hardesty Library, 8316 E. 93rd. St. just east of Memorial Rd. in Tulsa, OK. Library opens at 9:00AM and the meetings start at 9:30AM-12:30. Superintendent - Allan Roecker 918-866-5732 or allanroecker@yahoo.com. Web page: www.tulsanmra.org for meeting dates and additional info.

Division 2: TURKEY CREEK DIVISION (Kansas City Area): 4th Tuesday every month at 7:00PM except Dec Holiday Party (Dec 17, 2019), at Lakeview Village, 9000 Park Pl., Eastside Terrace Bldg., Lenexa, KS. For current information: Martin Wade, TurkeyCreekNMRA@gmail.com or the Division Timetable <http://www.tc-nmra.org/TC-Calendar.html>

Division 4: EASTERN IOWA DIVISION: Division meetings vary in dates and locations. Contact Bob Perkins, Superintendent, for more information. rperkins5010@yahoo.com

Division 5: WESTERN HERITAGE DIVISION (Omaha, NE/Council Bluffs, IA): 1st Saturday (except January) at 9:00AM in the Sump Memorial Library, 222 N Jefferson St. (2nd & Washington Streets) Papillion, NE (across from Runza). For the latest, up-to-date information visit the WHD web site at: <http://www.whd.mcor-nmra.org> or the WHD Facebook page, Western Heritage Division, NMRA.

Division 6: KANSAS CENTRAL DIVISION: 1st Saturday even-numbered months. Meetings start at 1PM. For the next meeting's location and program please email dir-2906@mcor-nmra.org or rkboelling@gmail.com.

Division 7: CHISHOLM TRAIL DIVISION (Wichita, KS): 1st Tuesday each month at the Olivet Baptist Church, 3440 West 13th St, Wichita, KS 67203 (13th Street North & High Street). Gathering-6:45PM; NMRA meeting 7:00 - 9:00PM. Info: Dean Lippincott, email dlipp5a@gmail.com

Division 10: GATEWAY DIVISION (ST. Louis, MO) Meetings 3rd Monday of the 1st and 3rd month of each quarter at 7:30 pm at Oakville Elks Club, 2726 Oakville Elks Ln Saint Louis, MO 63129-3239. Workshops (in-person, hands-on) 3rd Saturday of the 2nd month of the 1st, 2nd, and 3rd quarter at 9:30 am at West Alton City Hall, 111 Richard Dr, West Alton, MO 63386. Annual Fall Meet 1st Saturday of November at Collinsville VFW, 1234 Vandalia St, Collinsville, IL 62234 Info: <http://www.gatewaynmra.org/division.htm>

Division 14: COWBOY LINE DIVISION: Info: Craig Drenkow, MMR, nascartrainman@gmail.com

Division 15: OKLAHOMA HEARTLAND DIVISION (Oklahoma City, OK): meets in the even months in the Oklahoma City area. Contact OHD Director at dir-2915@mcor-nmra.org. All who are interested in Model railroad-ing are welcome.

Division 17: WESTERN KANSAS DIVISION (Dodge City, KS): Meetings pending a new location. Info: Robert Simmons, Division Director, 620-521-3591(C) or 620-272-0444(H). Facebook page "Western Kansas Division"; e-mail: trainman55@hotmail.com

Division 18: PLATTE VALLEY DIVISION (Hastings, Grand Island, and Kearney, NE): Meet quarterly in members homes on a rotating basis or at sites of interest. New members are always welcome. Info: Jim Wells, Division Director, 402-705-1048 or dir-2918@mcor-nmra.org



The Head End

By Larry Diehl, President MCoR

The last few months have passed like blur! Cold weather, snow shoveling and treacherous driving set the tone.

On a Sad Note...

I've just received a note that Lloyd Larson MMR of Grand Island, Nebraska has recently passed, I believe on Friday, March 7th ... Lloyd was an excellent modeler and he constructed a great layout representing the Pennsy RR. A slice of Appalachia in Nebraska!

Layout includes multi main line trackage, steel manufacturing, great scenery, lighting of structures and very impressive ... day/night room lighting. Our condolences to Lloyd's family. A great loss for the Platte Valley Division ... and our hobby. (the bad photography was mine, but it's all I have!)

Lloyd's layout was open on MCoR '24 Convention Tour. The layout was Operating very well due to a cadre of local helping friends, sparked by Jim Wells, a caring friend and very active member of Platte Valley Division.



Kate Shelley Division update ... We have been able to advance January Board Actions to work with Kate Shelley members in an effort to revitalize the group and spark a positive attitude amongst the members. Bob Folkmann has been given authority to chorale the members and reintroduce activities encouraging participation and meetings.

The KSD members have always been a proud group of guys and gals. We want the current small group to succeed and regain the old feelings of camaraderie. We hope they all attend the MCoR KC '25



Doug Harding and Bob have had some discussions of helping each other. Hopefully some joint activities, maybe joint meetings, maybe some clinics ... introducing each other to new faces! Model RR can be fun and participating in the hobby can also be socially rewarding.

On a global note ... National is trying hard to show off model railroading celebration 90 years of NMRA. Does anyone have any ideas or thoughts on a display for our MCoR KC '25 Convention, commemorating the NMRA birthday? Maybe a display something like follows:

In our existence, steam power achieved supreme majestic dominance of the freight movement, only to see diesel electric power to sneak under the covers, and disrupt all that mechanical beauty!

Another thought, quality of steel metallurgy and engineering allowed faster running trains, heavier loads, precision engineering improved cost efficiency in quality and quantity of materials used.



The Head End—Second Section

By Larry Diehl, President MCoR

Another thought, what about a 1930's first diesel designs paired next to the latest and greatest of AC powered torque monsters, able to start up steep mountain grades, found in consists of the 2000's!

#1 - Would any of these thoughts make for an interesting 90-year celebration display? Is Al Warren out there with his diesel detailing skills?

#2 - Maybe, has our train operations advanced through 90 years! ... with signals improving train/track operations/usage ... improved speed and safety over the rails! A question for pros like Bill Scheerer, Jeffrey Smith?

#3 - Maybe in 90 years, quality of steel metallurgy has perfected track/wheels, to move trains faster, heavier loads, better reliability and improved safety.

Would anybody tackle these ideas and create a display for August?

In conclusion, I appreciate all those who emailed me with condolences regarding my brother. May he rest in peace and get his wish to join our parents forever. Thank you all.

Sincerely,
Larry W. Diehl
Shawnee, Kansas
Your MCoR President



Like no other
NMRA National
Convention
you have ever
attended!

BIG low price
for
everyone!!
NMRA National
Convention

Easy suburban
location with
free parking!
NMRA National
Convention

Yard Sale room,
National Train
show = buy/sell!
NMRA National
Convention



Editor's Musings

By Pat Hiatte

Accommodation

It seemed like such a good idea. Color-coded waybills. I'd read about them in the model railroad press and online discussion groups. Each town or staging area has waybills with stripes of a distinctive color. As a waybill-on-car user, the waybills themselves would have to be colored, but in a shade through which black letters could be read, like the highlight colors that come with Word.

But in the immortal words of Mike Tyson, "Everyone has a plan until they get punched in the mouth." My punch in the mouth was the realization that several of my regular operators were color-blind. Some of those beautiful colors appeared as shades of gray or some other unintended color.

The point I took from that cautionary tale is that we need to be aware of the physical limitations of our operators, especially as the average age of the model railroad community goes up. We need to find ways to accommodate them so they can participate fully in the hobby.

Here are some common physical limitations and some ways to accommodate them

Color Blindness

All those pretty, clever colors on the waybills went away, and the waybill wording was refined so that adequate information on town, industry and spot could be conveyed on two lines of type large enough to be read, with the aid of reading glasses if necessary. Car-card-and-waybill users might be able to make a similar accommodation with use of varying type sizes and faces.

Signals can be a little more tricky, especially for those with the relatively common red-green color blindness. One solution: instead of equipping your layout with searchlight signals, use semaphores if your era permits, or signals with a different lens for each color; if the top light of the three on the signal head is lit, it's green, no matter what color it may appear.

Impaired mobility

The key here would be jobs that can be done from one location. Dispatcher or yardmaster, for example. A mobility-impaired yardmaster can provide a great opportunity for another crew position or two: the yardmaster develops plans which are then carried out by the crew of a yard switch engine or two,

Switching areas can be created at a height that can be accessed from a wheelchair or rolling office chair. A couple of design criteria to keep in mind: Make sure a seated person can reach turnouts and points where rolling stock has to be uncoupled. Aisle width can limit the ability to maneuver a wheelchair or office chair—or walker, for that matter.

And for those who just want to rest their legs or feet, the bar stool is a trusty standby, as long as the operator can keep an eye on his train.

Shakiness

Your editor has been diagnosed with Parkinson's disease, and a friend with benign essential tremor. Both those conditions, as well as others, can make wielding an uncoupling pick or filling in the blanks on a track warrant problematic

The uncoupling problem can be solved with magnets, clearly marked and placed so as to minimize unwanted uncouplings. A simplified track warrant focused on authority limits rather than check boxes is much easier to handle than the traditional warrant, even though not prototypical. It's one of the trade-offs we may have to make to continue enjoying the hobby.

Something New

On Page 26 of this issue, you'll find some highlights from division publications from across the MCoR. Thanks to the editors of those publications, we're able to share activities from across the Region.

Feedback welcome: ckeditors@mcpr-nmra.org

Plan to Attend

78th Mid CONTINENT Regional CONVENTION

MCOR to KC
IN '25

AUGUST 22nd & 23rd

... Friday and Saturday ...

Lenexa/Kansas City

hosted with and overlaying

Turkey Creek Division Annual Show

Special Clinics



Clinics

Modeling Photo Contest

Dessert Bar & Ice Cream

Speakers

Train Show

More Clinics

Turkey Creek Model Contest

Layout Tours

Banquet

Good Food

Speaker

Chinese Auction

Live Auction

Fun!



Turkey Creek is planning to have six (6) more clinics Saturday morning. Turkey Creek will also host a contest room with awards presented in early afternoon. Winning is based upon popular vote. All MCoR attendees can also submit their models to this contest.

Home layout tours are planned for Saturday afternoon.

MCoR will host our banquet on Saturday evening. Planning for:

- A nice dinner with cash bar
- A guest speaker (somewhat shorter in length)
- Awards for model and photo contest
- Special award for KCS category
- MCoR Service Awards
- A "Chinese Auction"! (with tickets being sold at banquet)
- A short live auction (member built items)

Don't forget about the special contest category soliciting entries on KCS/pre-cursor railroads. It will be a very nice special plaque! See the eligible railroads which will count as KCS and its evolution.



Hope you all enjoy

and welcome the shortened convention schedule, economy motel costs! ... so you can spend more money at the train show!

Larry W. Diehl
Your MCoR President

PLEASE COME ... PLEASE ENJOY!



MCoR to KC '25



MCoR to KC IN '25

...Update...




We have a few donations already ...

Look at this fantastic model from Sierra West –
Brent Gallant ...

In both “HO” Scale and “O” Scale! Wow!

The Mack Model AB was first introduced in 1914 with more than 55,000 units produced. This medium-duty truck's simple yet classic styling made it a very popular truck and the design remained relatively unchanged until it was discontinued in 1937. They were made in 1.5-ton, 2-ton, and 2.5-ton capacity ratings. Depending upon the gear ratio, the AB had a top speed of 13 to 25 miles per hour.



The inspiration for this shortened frame or “Stubby” version is based closely upon the CHB Models classic white metal kits produced by Charlie Brommer and myself for many years. Adapted as a tow truck, she is my first 30th Anniversary kit release.

Very detailed 3D printed model ... very few parts ... easy to assemble
... a little paint makes the model come alive!

Don't miss your chance to win one of these!

MCoR to KC IN '25

August 22nd and 23rd

See everyone there!

2025 MCoR Convention News

MCoR to KC '25

August 22nd & 23rd, 2025




MCoR has a commitment from the “powers to be” of the Missouri Model Railroad Museum, located in Independence, that will open their doors Friday, all day, starting at 9:00 am, for anyone wanting to stop by while driving to the Kansas City MCoR Convention. The large HO layout currently under construction, should be running trains by our August Convention!

They are a proud group of guys and gals tackling this large 4,500 sf display!

It is located just north of I-70 about 4 miles, exiting onto Noland Road, signs do indicate “Amtrak Station”. The station does exist only a quarter of a mile west of the museum. It is the original MoPac Station, which includes a small gift shop!

Adjacent to the Model Railroad Museum is the old original “Alton RR” Station. It is slowly being preserved and renovated by local volunteers and may or may not be open for interior viewing at our convention.

The following are status of construction photos in December/January.



Re: Status of the Layout Construction

Work on benchwork is progressing quickly. Being “fluid” is the name of the game! Change and opportunities occur every day. The track plan is adjustable for the best visuals and the scenes of focus are constantly refined in the layout.

Just recently, they got an opportunity to incorporate accurately drawn model plans of Union Station with track canopies and Railway Express Agency building adjacent. Now the crew is faced with arranging enough trackage and space to capture the operations as it did and still occurs at the station.



Danny Willard
active helper


Now a chance to model the switch towers #5 and #6 at each end. A coach yard is not in the cards, as there are limits as to the space that can be allocated.

Independence will be depicted on the peninsula as you enter the layout room. Volunteers to construct representative buildings are welcome!



Union Station mockup

The City of Independence is unbelievable in their support of the museum. Helping with electrical, lighting, concrete work, new siding and even *help with sidewalk snow removal!*



“G” Scale

A “G” scale linear layout is all laid out and running. Scenery is next.



An "O" scale "Lionel" layout is also laid out and operating. Scenery is next again.



"O" Lionel




"O" Lionel

Displays are constantly changing with cabinets being built and provided. A switching layout for visitor participation is nearly ready.



David Gerdel
active helper

All in all, the museum is rapidly progressing. Donations are needed to assist in material and equipment purchases. **BE GENEROUS!**



Dale Shipman

It benefits all of us!

Expected Schedule

MCoR to KC '25

Friday the Convention starts with clinics around 1:00 pm. Intent is to give you time to drive into the Convention on Friday morning.



Holiday Inn & Suites
Overland Park, KS

Friday will feature clinics related to Kansas City Southern, then interesting clinics on modeling and layout operations.

We are planning a couple of photo presentations on Friday morning for those who come early.

The model and photo contest room will open at 1:00 pm for displays and judging. Friday will be the only day for the contest model viewing and judging. Wrap up the judging Friday evening. Present award plaques at Saturday evening banquet.

We are overlaying MCoR activities onto the Turkey Creek Division Annual Train Show with its own separate contest, awards and clinics Saturday morning through early afternoon. Their awards will be presented Saturday afternoon in a separate presentation. Turkey Creek Show is open to the public.

MCoR clinics will be Friday afternoon, MCoR contest room will start Friday at 1:00 pm, contest and judging will be complete Friday evening. All winners will be determined by NMRA judging scores. MCoR is planning a “Dessert Snack Bar” Friday evening. Maybe ice cream and pie! Trying to arrange a short presentation or speaker to highlight the evening.

02/23/25



NMRA Mid Continent Region Convention

Having special focus on the KCS System, History, Contest Category ...
THE "SOUTHERN BELLE" passenger service to points South!

Hosted by
Turkey Creek Division
August 22nd & 23rd, 2025
To be held at
Holiday Inn & Suites
8787 Reeder Street
Overland Park, Kansas 66214

Registration Form

Name of Primary Registration: _____ NMRA #: _____

NMRA membership required to enter model contest.

Spouses's Name (if attending): _____ (keep name tag for banquet)

Name of other registrants: _____

(Spouse will receive a complimentary pass for admission to include the train show, Friday dessert bar, Saturday banquet with nametag.
Other Extra fare participation must be purchased for each person attending Friday/Saturday lunches.

Address: _____ City: _____ State: _____ Zip: _____

E-mail: _____ Phone: _____

Are you registering as a Vendor? Yes _____ No _____ MCoR registration not required for Shawnee vendor hall, but desired!...

Select wanted "Extra Fare Events".

Registration Fee (NMRA membership number required for reduced registration fee.)

Includes Friday dessert bar and Saturday banquet ...spouses get in free.

NMRA member \$115.00 per person (includes Turkey Creek Train Show)

Non-member - \$135.00 per person (includes Turkey Creek Train Show)

Cost	# Persons	Total Cost
\$115.00		
\$135.00		

Extra Fare for basic Reservations:

Lunch Friday 11:00 am to 1:00 pm (box sandwich etc.)

Lunch Saturday 11:00 am to 1:00 pm (box sandwich, etc.)

\$14.00		
\$14.00		

Extra Fare Reservations for Vendors:

If you are a vendor, registered for Saturday tables at the Turkey Creek
Div show, Shawnee Civics Center, and you want to attend the banquet
and/or Friday dessert bar, extra fares are required, per person:

Friday Dessert Bar at 6:30 pm, per person, including spouse

Saturday Banquet (cash bar) choose 1 per person and spouse

\$18.00		
\$30.00		

TOTAL REGISTRATION:

Vendor Tables for Saturday Train Show Swap Meet are to be reserved and paid for through

separate Turkey Creek Registration form.

(see Page 17)

Send Completed Registration Form to:
Larry Diehl
7008 Millridge Street
Shawnee, Kansas 66218
ldiehl066@gmail.com
for any additional information call (816)804-0152

Make Checks payable to: MCoR Convention 2025

MAKE HOTEL RESERVATIONS WITH HOTEL
OR [CLICK LINK BELOW](#)
Holiday Inn & Suites
8787 Reeder Street
Overland Park, Kansas 66214
(913)888-8440
Rate: \$99.00 (includes breakfast)
Ask for MCoR/NMRA group rate
www.holidayinn.com/overland-parkw

Train Show and Swap Meet

SHAWNEE CIVIC CENTER

13817 Johnson Dr #3802, Shawnee, KS 66216

August 23rd 8:30 a.m. - 3:00 p.m.



Home Layout Tours: See the personal layouts of local train Modelers in a variety of scales and completion.



Clinics: Get tips and tricks from some of the best modelers in the area



Vendor Tables: See how easy it is to get started on your own layout or diorama



\$\$\$ DOOR PRIZES



OVER 75 VENDOR TABLES



MODULAR LAYOUTS



MODEL CONTEST SHOWROOM



MODEL TRAIN CLINICS



LAYOUT TOURS THROUGHOUT KC




"ASK A MODELER" HELP DESK



AMAZING VENDORS

Get your hands on those special trains and tools to get started on your home layout.



SEE MODELERS' PERSONAL LAYOUTS

DON'T MISS THIS AMAZING EVENT!!



Sponsored by Turkey Creek Division of
the National Model Railroad Association

Contact

Superintendent.TurkeyCreekNMRA@gmail.com

Website:

<https://www.tc-nmra.org>

Facebook:

www.facebook.com/NMRATurkeyCreek



Model Train Show & Swap Meet Turkey Creek Division NMRA

August 23, 2025

Shawnee Civic Centre
13817 Johnson Drive
Shawnee, Kansas 66216



Show Times 8:30am to 3:00pm, Afternoon Home Layout Tours

Attendees \$12.00 at door NMRA members \$10.00 at door
Children 18 and under attend free
Family \$20.00 at door

Clinics— Start at 9:00 Clinics covering many aspects of the hobby.

Model & Photo Contests — Awards are based on Popular vote open to all in attendance. Additionally, NMRA judging will be available for Merit Certification as part of the NMRA Achievement Program. Each model entered will give you a chance (maximum of 3 chances) in a special drawing of a \$25.00 gift voucher. Awards will be announced @ 2:00 p.m.

Special Youth Award - for the best overall youth (18 and under) model entry.

Door Prizes — From many different manufacturers, vendors, and local hobby shops

Display Layouts and Layout Tours — In addition to the display layouts at the meet, several local modelers will be opening their homes to layout tours in the afternoon. See the schedule at the show.

Swap Tables and Railroad Groups — Expect to find more than 75 tables from area dealers, local hobbyists, and other railroad groups.

Food and Refreshments — will be available at nominal cost.

-----CUT-----

Turkey Creek Division Annual Train Show 2025

Vendor and Member Registration Form

Set up from 5:00pm to 9:00pm on August 22nd, must be out by 5pm on August 23rd.

Individual or Vendor Name(s) for badges: _____

Address: _____

City: _____ State: _____ Zip: _____ Telephone: _____

E-Mail: _____ **Pre-Registration Cut Off July 1**

Advance Registration: NMRA Member \$8.00 _____ Non-Members \$10.00 _____

Vendor Registration: Six Foot Table/Space: QTY _____ @ \$25.00 each = \$ _____

Electrical Access (note 15amp max) \$25.00 _____ Check # _____

NOTE: 1-3 Tables = 2 free Reg, 4-6 Tables = 2 free Reg, 7-9 Tables = 3 free Reg, 10+ Tables = 4 free Reg

Make checks payable to: "Turkey Creek Division"

For more Vendor Information Contact: Ray Brown 913-645-4134
RayBrown47@icloud.com

Turkey Creek Show,
c/o Bill Humenczuk
8624 West 116th Street,
Overland Park, KS
66210



Kansas City Southern

Kansas City's Hometown Railway

The Kansas City Southern Railway Company, 1,711 miles long, was not one of the pioneer lines that opened vast areas of virgin land. Rather, the railway was built after the major settlement of the Midwest, as a means of marketing the region's fast increasing productivity. But the building of the Kansas City Southern did result in many new cities and towns, including Port Arthur, Texas, now one of the nation's largest ports.

The railway also tapped important resources in the Midwestern/Southwestern States through which it originally passed: Missouri, Kansas, Arkansas, Oklahoma, Louisiana and Texas.

A merger with MidSouth Corporation included the States of Mississippi, Alabama and Tennessee. This area provides much of the world's petroleum, chemicals, major shares of America's zinc, lead and bauxite, together with an extensive production of coal, natural gas, timber, livestock and grain.



History provided by CPKC and Kansas City Southern Historical Society, kcshs.org

1887



Arthur E. Stilwell (left) founded the company known today as KCS. As a boy, Stilwell had reportedly said, "I'm going West to build a railroad!" Stilwell saw from a map it was 1,400 miles from Kansas City to the Atlantic Ocean, but that a railroad running directly

southward from Kansas City to the Gulf of Mexico would be only 800 miles long. This would result, he thought, in a great saving in shipping costs for grain and other products of the Midwest. Stilwell and Edward L. Martin, former mayor of Kansas City, incorporated the Kansas City Suburban Belt Railway.

1890

The Kansas City Suburban Belt Railway began operation. The "belt line" extended westward across the Kaw River into Argentine, Kansas, up the bluffs into the wholesale and industrial districts of Kansas City and eastward to Independence. With some 40 miles of main track the line connected with other railroads entering the city and afforded switching service to packing houses, grain elevators, mills and stockyards. A passenger terminal given the impressive title of Grand Central Station was built at Second and Wyandotte Streets and served until 1914, when Kansas City's first Union Station was opened. Passenger service to Independence was started on what was called the "Air Line".




1897

Bucking the trend in railroad building, Stilwell completed the Kansas City, Pittsburg and Gulf Railroad Company (KCP&G) with a route running not east and west but north and south from Kansas City to Shreveport, Louisiana, terminating at Port Arthur, Texas, which is named for him. Organized in 1890, the KCP&G united several smaller railroads and completed

the line to Port Arthur (depot below). Through service between Kansas City and Port Arthur began after the last spike was driven about 12 miles north of Beaumont, Texas, on September 11, 1897. The shorter route to tidewater immediately enhanced Kansas City's position as a grain market and helped the city become the primary wheat market of the nation.






1900

Shortly after \$3 million worth of freight cars had been ordered, financing for them failed to materialize, dealing the railroad a severe blow and making refinancing of the KCP&G necessary. Kansas City, Pittsburg and Gulf went into receivership and was reorganized as the Kansas City Southern Railway Company.

Stilwell left the railroad upon reorganization into the KCS, to begin building another railroad from Kansas City to the Pacific Ocean called the Kansas City, Mexico & Orient, which later became part of the Santa Fe system.


1901-1907

The new KCS management immediately began improvements in the roadway and rolling stock as part of an aggressive plan to attract more business. Then in 1901, America's first gusher oil well came in near Beaumont, Texas, launching the celebrated Spindletop Oil Field. The resulting oil boom meant a new and continuing



source of revenue for the line, for the area soon grew into the world's greatest oil and petrochemical refinery center.

By 1907 the KCS was a well-equipped, progressive property that was able to weather the depression that began in the latter part of that year. Besides the heavy traffic in petroleum products, the transportation of such local resources as southern pine, hardwood timber and agricultural products brought in much revenue, and the development of the new State of Oklahoma supplied an appreciable volume of business.



The FLYING CROW CROSSING VIADUCT OVER U. S. HIGHWAY 50, KANSAS CITY, MO.

1929

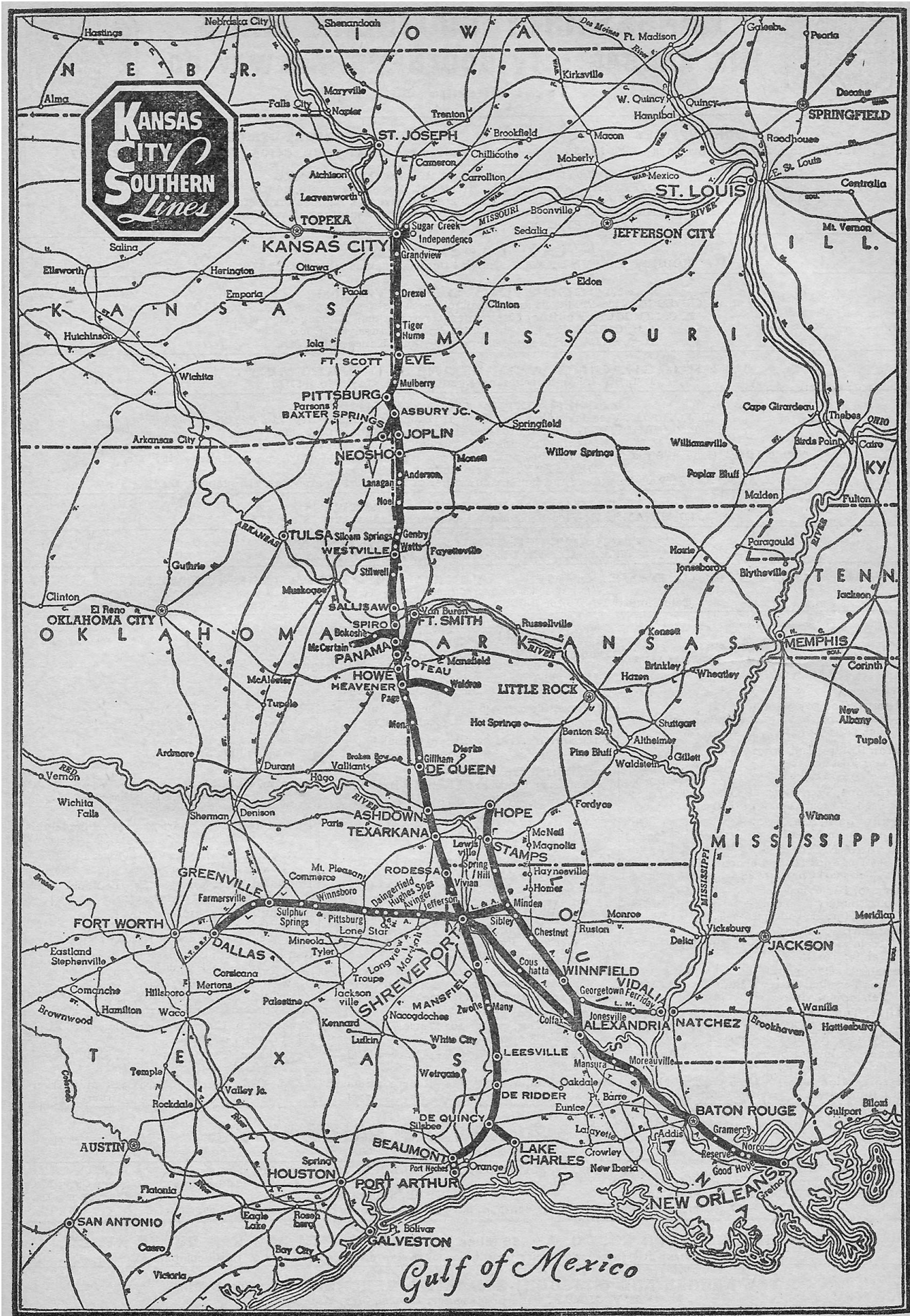
KCS built the Kansas City and Grandview Railway 13.25 miles between Leeds, a suburb of Kansas City, and Grandview, Missouri. The new line closed a gap where trackage leased from the Frisco Railway had been used since the beginning of through operations between Kansas City and the Gulf of Mexico.

The \$3 million project not only reduced the ruling grade from 1.6 percent to 0.5 percent but also freed the railway of interruptions due to high water. The rugged nature of the area required many deep cuts, high fills and long bridges, including several large concrete viaducts, one more than 500 feet long and 65 feet high.

1939

KCS acquired the Louisiana and Arkansas Railway (L&A), providing a route extending from Dallas, Texas, to New Orleans, Louisiana, access to areas northeast of Shreveport into Minden, Louisiana, and Hope, Arkansas, and a link between Kansas City and New Orleans. The original [L&A](#) was started about 1896 by William Buchanan for transporting logs to his sawmills at Stamps, Arkansas. Building south from Stamps to Shreveport, Louisiana and acquiring other lines along the way, the L&A reached New Orleans in 1907 and Dallas in 1932 via trackage rights over the Katy and later the Santa Fe. KCS map on next page includes L&A.








1940 - 1969

KCS offered luxury passenger service between Kansas City and New Orleans on the *Southern Belle*, which Harry and Bess Truman used for their travels. Other passenger trains of note included the *Flying Crow* between Kansas City and Port Arthur and L&A's passenger train, *The Shreveporter*, operating from Shreveport and connecting with Missouri Pacific at Hope, Arkansas for service to and from St. Louis.

KCS hung in with passenger service longer than most of its middle-sized neighbors; the last passenger trains ran in November 1969. In 1965, the KCS purchased ten new passenger coaches, the last railroad passenger car purchase by a private U.S. railroad.



1994

KCS acquired MidSouth Rail Corporation, extending service territory to Meridian, Mississippi; Counce, Tennessee; and Tuscaloosa and Birmingham, Alabama, with trackage rights into Gulfport, Mississippi. The line from Dallas, Texas, to Meridian became the Meridian Speedway.

Mid- 1990s

Large mergers in the rail industry threatened KCS's viability. President and CEO Michael R. Haverty renewed Stilwell's vision of expanding into Mexico.

1995

KCS entered into an agreement with Grupo TMM, S.A. de C.V., a Mexico-based ocean shipping and logistics company, to pursue the concessions of one of Mexico's soon-to-be privatized rail lines. KCS also purchased 49 percent stock interest in MexRail Inc., owner of all the stock of Texas-Mexican Railway Company (Tex Mex), which provided a link between the U.S. and Mexico via the International Bridge at Laredo.

1996

The Surface Transportation Board provided Tex Mex trackage rights to connect with KCS at Beaumont, Texas, linking KCS and Tex Mex and opening the way to KCS's expansion. KCS and its partner Grupo TMM submitted their bid for the Northeast Line rail concession, the premiere Mexican rail corridor.

KCS acquired Gateway Western Railway, which operate between Kansas City and East St. Louis, Illinois.



1997

With the Northeast Line rail concession in place, Transportación Ferroviaria Mexicana, S.A. de C.V. (TFM) began commercial operation.

1998



KCS invested in the Panama Canal Railway Company, which operated the first transcontinental railroad in the world. It provided passenger and freight transportation along the isthmus from Panama City to Colon, Panama.

2004

KCS acquired Grupo TMM's shares of TFM to become majority owner.

2005

KCS acquired the remaining 20 percent interest in TFM. TFM became a wholly-owned subsidiary of KCS and was officially renamed Kansas City Southern de Mexico (KCSM).

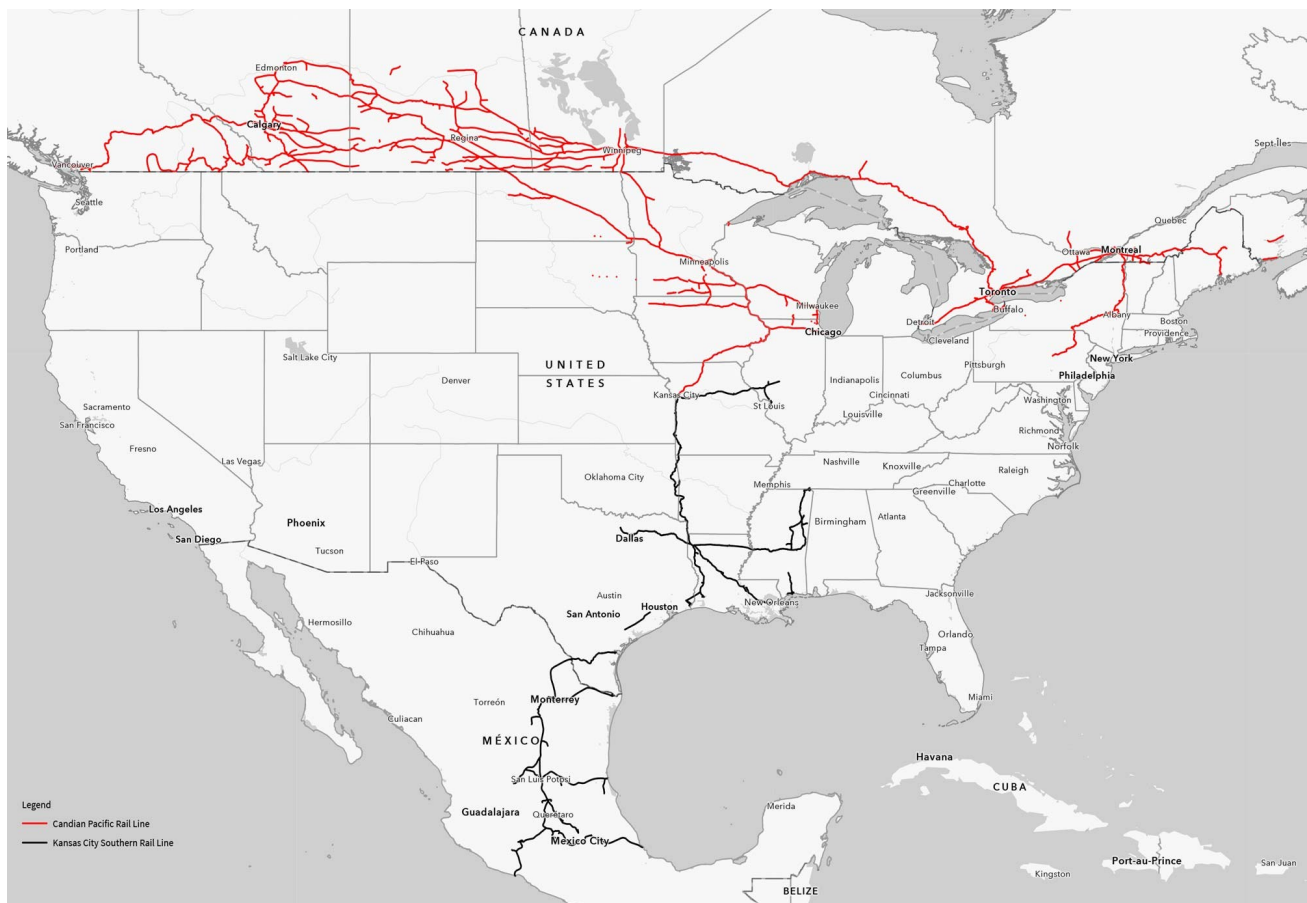


KCS lines after the addition of Midsouth Rail, Gateway Western and TFM



2023

On March 15, 2023, the Surface Transportation Board approved the combination of CP and KCS. The companies combine on April 14, 2023, to create CPKC.





Scratchbuild a Tank Car

By Craig Drenkow, MMR; photos by the author



I have found that I really like scratch building . I am the Achievement Program chairman for the Mid-Continent region and a MMR. As part of the AP program you need to build eight cars either scratch built or super detailed. After doing that certificate, I found that I really enjoy scratch building. So anyway, I like to do different types of cars. The only thing I did more than once was coal hoppers. I did two Thrall gondolas and a bathtub gon.

My latest build was a tank car. I thought that I could use a piece of plastic pipe for the body. When I went to the home improvement store I found two caps and two connectors for one and a half inch plastic conduit. It turns out that these were just a little bit bigger than what I thought was the prototype size. It isn't that far away from prototype size so I went with it. I used plastic welder to connect the pieces together. (Figure 1)



Figure 1 Two Caps and Two Coupler pieces form the tank

I wish I had added a couple of ounces of weight inside the tube before gluing them together. I marked the tube with lines on the top and bottom but I don't think I got them absolutely 180 degrees opposite of each other. If I do another one, I will use my calipers to find the opposite side by opening the jaws and placing one on the line on one side and marking where it touches the other side. (Figure 2)




Figure 2 Tank with bolsters and top details

Next I added the bolsters to each end of the tank. I made a little cradle by using some square strip stock and stacking smaller pieces on each side. I cut angles on the side next to the tank. I then cut another piece and ran it from the bottom piece to the tank. I added a short piece of tubing and ran a drill in the center and tapped it for a screw for the trucks. I added another piece of strip styrene to mount a Kadee coupler box on the ends. I extended angle stock out to the end and mounted a piece of open grate to make an end platform. I made these from Kadee Apex running boards. I cut pieces of leftovers from previous projects. I used very fine wire to make stirrup steps and the handrail across the end platform. (figure 3)




Figure 3 Kadee running board pieces cut to form end platforms

I used Cal-Scale AB Brake system parts and mounted them to the underside of the car and used the fine wire to run brake lines and rigging. I used ladder stock on the sides of the car to the center platform on the top of the car. I used some styrene tube to make the center hatch and a piece of sprue to make the vent. (Figure 4)



Figure 4 bolsters with mount for Kadee coupler boxes

I used 1/16th inch styrene rod for the rail along the side. I used some stiff wire to make the handrails on the top of the tank. I tried to solder the wire to form the handrails. I couldn't get the wire to line up so I took it off and replaced it with rails made with 1/16" rod that I bent to shape and glued to the top. I cut short pieces to make the end stanchions. (Figure 5)



Figure 5 extension added for end platforms

I removed the trucks and mounted long 2-56 bolts that I ran through pieces of styrene to use as feet for painting the car. (Figure 6) I then painted with Stynylrez primer and finished it with black acrylic paint. I painted the truck frames with an acrylic rust colored paint and when they were dry I brushed them with a coat of diluted black to tone down the rust color. (figure 7)



Figure 6 Standoffs for painting



Figure 7 Painted the trucks with rust color and used dilute black over them

I added microscale decals for ACFX reporting marks. Looking at the finished model, I didn't like the look of the railings on the top. I purchased some .038 K&S wire and bent it into shape. I tried soldering the end pieces again but it didn't work so I cleaned the solder off and used CA to glue them on and glued the assembled pieces to the car. They look better but not perfect. Overall I was pleased with the outcome and may do some more for my mixed freight trains

Trails, Rails, & Tales



March-April 2025
Volume 11 • Number 2

The Official Newsletter of the Chisholm Trail Division of the **NMRA**

THE BEST TRAIN SHOW IN WICHITA

BY RANDY STUCKY. PHOTOS BY RANDY STUCKY, PHIL AYLWARD,
AND DEAN LIPPINCOTT






Division Points

Indian Nations Division of the National Model Railroad Association

www.tulsanmra.org

Issue No. 76

January 2025



Union Pacific 4-6-6-4 Challenger #3985
Westbound on the Former Western
Pacific at Winnemucca, NV in July, 1992

Next Meeting:
January 18th

Theme:
Whats New to You?



Volume 32, Issue 4

Winter 2025

From the Superintendent's Desk

By Bob Miller, Superintendent, Gateway Division

Hello from the new Gateway Division Superintendent

Hoping every Mid-Continent member had a wonderful Christmas and a Happy New Year!

So, my name is Robert (Bob) Miller, I prefer to be called Bob. I was voted in December 16th 2024 as the new NMRA Gateway Division Superintendent for 2025 and 2026. I'm looking forward to meeting and working together with all of you in the future.

Cover Photo: A city scene module on the Gateway N-Trak layout at the 2024 Gateway Division Fall Meet.

Photo by Jeff Cooper.

Table of Contents

Director's Reflections: Transitions	3
Gateway Division Calendar	5
Upcoming Hands-on Workshop	6
Mid-Continent Region Convention	7
Upcoming Events	11
AP Update: If at First You Don't Succeed	12
Membership Update	13
Gateway Division Forms Module Group	14
Joint Tour of Continental Fabricators	16
2024 Fall Meet Recap	24
2024 Celebration of Models	28
Celebrate Good Times!	34
Lifetime Achievement Awards	35
Two Division Members Earn Their MMRs	36
Gateway Division Ops: Bear Creek	37
2024: The Year in Review	40
Editor's Observations	45
Meeting Minutes	47
Division Officers and Chairs	53
Club Listings	54
Local Hobby Shop Directory	56

LIGHTNING SLINGER

March 2025



Turkey Creek Division of the



Mid-Continent Region, NMRA

"For all gauges and all ages"



TC-NMRA 2025Mtgs

Mar 25th

Missouri Model RR Museum
On-site Tour Dale Shipman
Harvey Girls
Karen Meredith Guest Spkr

Apr 22nd

Diesel Upgrade
Dale Phetteplace
NM Continental Divide Proto
RR Construction
Douglas De Berg

May 25th

Show and Tell
You
Sante Fe in WWII
Bob Walz

Mtg Time:

7:00 to 8:45pm

Location:

NOTE: Meeting at Missouri
Model Railroad Museum this
month only

MCoR Regional Conv

Aug 22 & 23 Holiday Inn Lenexa

TC Model Train Show & Swap

Aug 23rd: Shawnee Civic Center

RR Community

(see flyers at end of newsletter)

Mar 22: Spring Train Show

Missouri Model RR Museum

Jun 24-29: National N Scale Conv.

Sheraton Overland Park, KS

WHAT'S INSIDE

- Next meeting Highlights
- Reports
- Pike Bio's, Visits, Projects
- Events & Calendar
- Want Ads & Resources

Division Meeting March 25th, 7pm

NOTE Meeting Location

Missouri Model RR Museum

Missouri Model RR Museum Tour

We are back at the Missouri Model Railroad Museum to check on progress from last years "Tape on the floor" and "draft" plan. **Dale Shipman** will share the progress, journey and give us a first-hand tour. I have heard from several people that the progress is well worth the return visit. Remember, last year I said you have a chance to see something awesome created here in Kansas City. Don't miss this update visit.

Clinic: Harvey Girls

Karen Meredith will share history, stories, and anecdotes of Fred Harvey and the infamous Harvey Houses and Harvey Girls. Karen is part of a group through the Sante Fe that has made many presentations to keep the memory alive and learn more of the history and impact on the Sante Fe travelers, our culture and even the "fast food restaurants we know today. My thanks to Karen for sharing her knowledge with our meeting.

Come Join the fun!

Mtg Location:

Missouri Model RR Museum

See last page for details





MCoR Member's Pike Registry

The Pike Registry is a free MCoR member benefit for layout owners that would welcome other NMRA member's visits. For more information, contact

ckeditors@mcornmra.org

Indian Nations Division

Eastern Iowa Division



The Deep River Southern Railroad is a freelanced N-scale layout set in 1958. It's located in a room above the garage and is a 2-level layout designed for operations using Car Cards and Waybills. The layout is wired for DC and can accommodate 4 operators. A manual elevator connects the 2 levels. Scenery is about 90% done.

Dogwood & Redbud Shortline

The Dogwood and Redbud Shortline is my 7.5"-gauge backyard railroad that is a 550' loop with numerous bridges—two cross a creek and others are for drainage. A Super Mack, Critter, and Speeder provide the motive power and are all battery operated.

Come by, take look, go for a ride, let's operate.

Dave Salamon (918)607-2793 E-mail: drs_rr@yahoo.com



Corn Country Rails is an N-scale layout primary featuring the Rock Island Railroad in the 1950s. The layout depicts a 47 mile stretch of Rock Island's Eastern Iowa single track mainline from Homestead to Grinnell. The multi-deck layout with a helix measures 15 x 20 feet. Additional staging is in an adjacent room. It was designed for operations using four-cycle waybills, train orders, and a 3:1 fast clock. A typical operating session can keep 6-8 operators busy for about four hours with eight mainline trains, two locals, and several extras worked into the schedule. The layout is powered by an NCE DCC system with both radio and plug-in throttles. The scenery is based on rural farming towns and Iowa countryside in the summer months.

Tony Bowen, MMR – Division Superintendent

E-mail: railroadteacher@gmail.com

YouTube Channel: Corn Country Rails

Chisholm Trail Division

Central Missouri Area



Union Pacific Through the Rockies



My HO layout is a "freelanced/fictional" version of the Union Pacific in the 60's/70's on the Rio Grande's Route thru the Rockies. In a 13'x20' room, the layout is two levels connected by a 5 loop helix. The double track mainline is approximately 300 running feet with two small switching yards. NCE DCC supplies the power for the layout. The equipment roster shows UP F-Units, GP 38's and 40's, and UP/RGSD 40-2T's. Freight cars of all types supply the revenue for the line. You will see an occasional passenger train as well. 60% of the layout is landscaped and on the rest has industries/buildings in place—just not completed scenes. Industries served include coal, grain, fuel, and misc. LTL freight loads.

Terry Ross, Sup.

E-mail: terryross16@hotmail.com



Clear Creek and Quicksilver RR

The layout is a 1:20.3 indoor/outdoor layout. Outdoors has landscaping that depicts the Georgetown Loop Devil's Gate high bridge. Indoors is a logging theme railroad with basic benchwork and 250 feet of roadbed and still growing. Three locomotives have been converted to battery power with more planned.

Allen Pollock

E-mail: pollocka@mchsi.com

Western Kansas Division

Little Rock Area



Western Kansas Rails

The WKR is an N-scale, sectional layout housed in its own building (but also transportable) depicting Western Kansas. The layout measures 18x24 feet and was designed for simple operations to introduce train show spectators to the idea of operations. The third main features two staging yards, three passing sidings, and nine industries to be served powered by Digitrax DCC with radio throttles. The scenery is based on life in Western Kansas with real business names and mostly scratch-built structures, including the signature structure of the Dodge City Pride Ag Co-Op grain elevator that measures nearly 6-feet in length and dominates the skyline. Operating sessions are available.

Robert Simmons – Div. Sup.

E-mail: trainman55@hotmail.com Phone: (620) 521-3591



Missouri Pacific RR – McRae Subdivision

The fictional subdivision of the MoPac is a shelf type HO model railroad occupying a 14X20 foot room and operating with CVP EasyDCC. The railroad consists of the town of McRae, Arkansas, and the now abandoned station and the active interchange track (known as Hog Thief Crossing) with the fictional Argenta, St Joe and Northern Railroad. McRae and Hog Thief Crossing account for extensive traffic, especially during strawberry season when huge quantities of strawberries are shipped to all parts of the country. There are 5 lengthy staging tracks to supply 2 daily passenger trains, 4 freights, and 3 locals to keep operators busy running on a fast clock.

David Bogard – Div. Sup. E-mail: mopac55@hotmail.com



MCoR Regional Club Rosters

This roster is created for the benefit of members of the MCoR Region. Clubs (NMRA or Non-NMRA) wanting to be listed contact ckeditors@mcpr-nmra.org

AR, Bella Vista All Scales

Sugar Creek Model Railroad & Historical Society, Inc.

PO Box #5452, Bella Vista, AR, 72714

Information: <http://sugarcreekrailroadclub.com>

AR, Conway HO Scale

Central AR Model RR Club

PO Box #1825, Conway, AR, 72033

Contact: Daniel Gladstone (501) 269-3030

AR, Little Rock G, HO, N Scales

Southwest Independent Modular Railroaders

3107 West Capitol Avenue, Little Rock, AR, 72205

AR, Shannon Hills HO, N, O

Crooked Rails Modular Club

10701 Shannon Hills Dr, Mabelvale AR 72103. Meetings

10AM Saturday. 40' x 18' traveling layout plus HO, N,

and O scale at club. Visitors welcome. Contact David

Ware (501-664-1923) or Charles Dempsey (510-917-

5790)

IA, Coralville HO Scale

Hawkeye Model Railroad Club

860 Quarry Rd., Coralville, IA 52241. Club entrance SE

corner across street from Konami Rest. Meetings:

Wednesdays 7-9PM; Visitors welcome; Check website

for Saturday Open House. Contact: Tom Persoon, Public

Relations Officer, Persoon06@msn.com; (319)-351-

0247. Website: <https://hawkeyemodellrrclub.com/>

Facebook: @HawkeyeModelRailroadClub

IA, Council Bluffs HO Scale

Greater Omaha Society of Model Engineers

Contact: Brian Waters, Post Office Box 67, Council

Bluffs, IA, 51502; (402) 895-0296 or (402) 491-3692

Information: SOME@TheHistoricalSociety.org

IA, Des Moines HO Scale

Central Iowa Railroad Club

Iowa State Fair Grounds

Contact: David Briely, PO Box #118, Des Moines, IA,

50301 Phone:(515) 266-8899

Information: [http://www.facebook.com/](http://www.facebook.com/centraliowarailroadclub)

[centraliowarailroadclub](http://www.facebook.com/centraliowarailroadclub)

Meets: 1st Tuesday each month; Open House: 4th

Friday each month.

IA, Harlan N Scale

Nishna Valley Railroad Society

1303 Eighth Street, Harlan, IA, 51537

IA, Indianola HO Scale

Warren County Modular Railroaders

Transition era. RI and CB&Q

Contact: John Averill, 14910 92nd Lane, Indianola, IA,

50125; (515) 961-3018

Iowa's only 100% NMRA club

IA, Pacific Junction HO Scale

The Junction Model Railroad Club

500 Lincoln Ave, Pacific Junction, IA 51561

Contact: SecretaryTJMRRC@gmail.com

Like us on Facebook

"The Junction Model Railroad Club"

IL, Collinsville HO Scale

Columbia Model Railroaders

410 Camelot Drive, Collinsville, IL, 62234

IL, Glen Carbon HO Scale

Metro East Model Railroad Club

180 Summit Avenue, Glen Carbon, IL

Contact: Bill Davis or Bob Gibson

email: memrrc@gmail.com

Information: www.trainweb.org/memrc

Work/run meetings 6:30PM every Thursday at Club

House; Business Meetings first Thursday each month.

Visitors always welcome!

IL, Marion HO Scale

Southern Illinois Train Club

PO Box 1633, Marion, IL, 62959

KS, Augusta HO Scale

Augusta Model Railroad Club, 6th & School St.,

7:30. Information: info@augustahorrcub.org

KS, Atchison

North East Kansas Model Railroaders

12" scale, 1440 N. 6th St., Atchison, Sat. 10:00-4:00PM,

Sun. 12:00-4:00PM. Information: Otto Wick 913-367-

7536

KS, Cherryvale All Scales

Cherry Valley Model Railroad Club

The Cheerryvale Bed & Breakfast, 420 N. Depot St.,

Cherryvale, KS, 68335

Information: John R. Dhooghe, john@cvmrc.com

Website www.cvmrv.com

KS, Ellis HO Scale

Kansas Pacific Model Railroad

Ellis Museum, 911 Washington, 10:00AM. Lunch at a

restaurant afterward. Information: Tom Robinson,

railway@gbta.net

KS, Frankfort

Frankfort Subdivision

416 W. 1st St., 10:00-3:00PM. Information: Joe McAtee,

joem@bluevalley.net

KS, Dodge City

Western Kansas Rails N-Scale Layout

10594 W. Briarwood Dr., Information: Robert

Simmons, 620-521-3591

KS, Great Bend N, HO, O, G, Standard

Golden Belt Model Railroad Association. Meet first

Tuesday of Each Month @ 7:30PM at the First United

Methodist Church, Great Bend. Correspondence to 209

E 6th, Ellinwood, KS68526, Jim Loesch,

KS, Hutchinson N Scale
Kansas Central Model Railroad Club
16 E. 3rd, Hutchinson, 11:00-4:00PM. Information:
www.kansascentralmodelrailroaders.org

KS, Lawrence
Lawrence Model Railroad Club
Bridge Pointe Community Church, 601 W. 20th
Terrace. Information:
www.lawrencemodelrailroadclub.org

KS, Manhattan HO Scale
Manhattan Area Rail Joiners
420 Westview Dr, Manhattan, KS 66502
Contact: Les Kuehne 785-587-0822
Email leslie_kuehne@yahoo.com
Website <http://www.trainweb.org/MARJ/index.htm>

KS, Olathe HO Scale
MO-KAN Rail Joiners
Contact: Louis Seibel, 1069 North Logan Street, Olathe,
KS, 66061; (913) 393-3495 or (913) 927-6850
eMail: L-seibel@comcast.net

KS, Overland Park O Scale
Kansas City Module "O"
Contact: Jack Ferris, 10334 Ash Street, Overland Park,
KS 66207
eMail: fhs1955@GMail.com

KS, Olathe
Weekend N-gineers
16624 W. 126th St., Olathe, 1:00PM. Information: Ken
Clark, hapheart@swbell.net

KS, Overland Park HO Scale
Kansas City Society of Model Engineers
Contact: John Teeple, President, 9539 Perry Lane,
Overland Park, KS, 66212; (913) 492-4142
email: jsTeep@aol.com

KS, Topeka N Scale
Topeka N-Track Associates
At member's home, 7:00PM. Information: Bob Wright,
785-273-7835

KS, Topeka F/G scale
Northeast Kansas Garden Railway Society (NEKAN-GRS)
1308 SW Caldon Street, Topeka, KS, 66611

KS, Wichita HO Scale
Wichita Model Railroad Club
PO Box #48082, Wichita, KS, 67201
eMail: WCMR1@cs.com

KS, Wichita N Scale
Kansas Area N-Trak
2046 South Elizabeth Street Apartment #1306, Wichita,
KS, 67213

KS, Wichita
Wichita Toy Train Club
130 S Laura, Wichita

KS, Wichita
Wichita Area Garden Railway Society
At member's home, Information: Nancy Marin,
nanmarin@att.net

KS, Wichita All Scales
Wichita Area Model RailRoaders (WAMRR)

4323 West Maple Street Wichita, KS, 67206
Contact: Lionel A. Smith, Jr., (316) 239-1174 or (816)
518-9050: eMail: LionelSmith@hotmail.com
Meets 2nd Thursday each month 11:30AM Spears
Restaurant

MO, Columbia HO Scale
Columbia Area Model Railroaders (100% NMRA)
Missouri United Methodist Church, 204 S Ninth St, or
member's homes. Thursday Evenings at 6:30PM.
Facebook: Columbia Area Model Railroaders; Contact:
Marty Oetting, martyoetting@gmail.com

MO, Jefferson City All Scales
Capital City Model Railroaders
PO Box #243, Jefferson City, MO, 65102-0243
Email: pollocka@mchsi.com

MO, Kansas City 16" Gauge Park Train
Kansas City Northern Miniature Railroad
NM 60th Street & Waukonis Drive, Kansas City, MO
Contact: W. Ohrnell (816) 746-5663
Information: www.KCNR.com
Meets 1st Wednesday each month at 7:00pm

MO, Kansas City HO Scale
Greater Kansas City Model Railroad Club
Contact: Walter L. Ohrnell, 6060 NW Waukomis Drive,
Kansas City, MO, 64153
eMail: wOhrnell@kc.rr.com

MO, Kansas City HO Scale
Southern Kansas City Model Railroad Historical Society
8600 Ward Parkway Suite 2030 Kansas City, MO, 64114
Contact: Richard Boone Telephone: (816) 996-1534
eMail: rBoone@traintown-kc.com
Meets 2nd Monday each month 7PM Open house Sat. &
Sun. 12 to 5PM

MO, Kansas City N Scale
Weekend En-gineers
8600 Ward Parkway, Kansas City, MO, 64114
Contact: Richard Boone: (816) 966-1534
eMail: rBoone@traintown-kc.com
Meets 3rd Sunday at 11:30AM

MO, Kansas City
Kansas City Narrow Gaugers
Members Homes, Information: Dean Windsor,
On3@worldnet.att.net

**MO, Kansas City Standard, G, O, S, HO Marklin,
HO, N, Z Scales and Wooden Trains**
Union Station Kansas City Model Railroad Society
30 West Pershing Road, Kansas City, MO, 64101
Contact: Ted Tschirhart, Telephone: (816) 816-3449
eMail: TedTschi@kc.rr.com

MO, Liberty
Heartland N-Trak Of Greater Kansas City
131 S. Water St., Liberty, MO, 1:00. Information: Bob
Osborn, 816-452-9227
www.lawrencemodelrailroadclub.org

MO, Mexico HO Scale
Mexico Train Works Model Railroad Club
415-B W Jackson Street, Mexico, MO, 65265,
eMail: info@mexicotrains.com,

Website: www.mexicotrains.com,
Facebook: <https://www.facebook.com/groups/754983012043978/>
Contact: John Johnson, 573-473-4928 or
rphjohn@hotmail.com

MO, North Kansas City N Scale

Missouri Northern Railroad Society, Inc.
PO Box #12591
North Kansas City, MO, 64116

MO, Odessa HO Scale

Eastern Jackson County Mainliners Model Railroad Club
"Outlet Mall", Odessa, MO, 64076
Information:
www.EasternJacksonCountyMainlines.com

MO, Saint Louis N Scale

Mississippi Valley N Scalers
1684 Harbor Mill Dr., Fenton, MO, 63026
eMail: mvns@railfan.net
Website: <http://mvns.railfan.net>
Facebook: <https://www.facebook.com/mvnsrr>
Featuring NTRAK and T-TRAK modular layouts
displayed at regional shows.

MO, Saint Peters HOn3 Scale

Modular HO Narrow Gauge Society
914 Summer Leaf Drive, Saint Peters, MO, 63376

MO, Savannah G, O, HO Scales

Green Valley Baptist Model Railroad Club
11993 County Road 162, Savannah, MO, 64485
Contact: Nancy Adams (816) 262-0304
eMail: GreenPetticoat@yahoo.com

MO, Springfield HO Scale

Ozark Model Railroad Association
424 West Commercial Street, Springfield, MO, 65803,

Info: <http://www.omraspringfield.org/contact.html>

MO, Webster Groves 2-Rail O Scale (1/4" to the foot)

Big Bend Railroad Club, Inc.
8833 Big Bend Blvd., Webster Groves, MO, 63119
Email: secretary@BigBendRRclub.org
Information: www.bigbendrrclub.org

NE, Freemont All Scales

Nebraska Railroad Museum
1835 North Somers Avenue, Fremont, NE, 68025
Contact: Dave Fachman (402) 727-0615
eMail: fevr@FremontRailroad.com
Information: <http://www.FremontRailroad.com>

NE, Hastings N Scale

Tri-City Model Railroad Association
607 South Shore Drive, Hastings, NE, 68901

OK, Claremore All Scales

Claremore & Southern
3049 Clover Creek Drive, Claremore, OK, 74017

OK, Oklahoma City N Scale

Oklahoma N-Rail
Contact: Bruce Alcock, President PO Box #96131,
Oklahoma City, OK, 73413
eMail: info@oknrail.org
Information: <http://www.oknrail.org>

OK, Tulsa

Tulsa Garden Railroad Club
Free Will Baptist Church. 1190 N Mingo Rd,
Information: info@tulsarailroadclub.org



Region Resources

Online Division Libraries in the Region



Waiting at the Station

Our NMRA Divisions offer numerous articles and clinic presentations in their online libraries. Check out their offerings here:

Gateway Division

<http://www.gatewaynmra.org/model-railroad-article-library/>

Turkey Creek Division

<http://www.tc-nmra.org/TC-Library.html>

Indian Nations Division

<http://www.tulsanmra.org> and click on "Resources"