

Hosted by
Platte Valley Division, MCoR

2024 GRAND ISLAND EXPRESS MID-CONTINENT REGIONAL ANNUAL CONVENTION JUNE 13TH, 14TH & 15TH



TIMETABLE



MCoR via

GRAND ISLAND EXPRESS

Ramada Midtown Conference Center
2503 S. Locust Street
Grand Island, Nebraska 68801
308-384-1330



INDEX

Welcome Letter

Field Trips

Train Show & Modular Layout Displays

Ramada Inn Map

Time Table

Clinics Schedule

Layout Tours

Model/Photo Contest

Door Prize Drawings/Chinese Auction

Bar Chart

Notes



WELCOME!

Welcome to Grand Island, Nebraska and the 2024 Mid-Continent Region Annual Convention. The planning committee feels that we have put together a great program of activities and hope you enjoy all the convention.

This Timetable presents brief descriptions and schedules of the various activities, tours and events we have planned for you. The Grand Island, Nebraska has some fine model railroad layouts and we have arranged for you to visit many of them. Grand Island is in an area known as "Tri-City Area", being Grand Island, Hastings and Kearney, Nebraska. There are several railroad related things to see and experience. We have noted these in the Timetable as "Field Trips". Please review and determine if anything peaks your interest. All such trips are individually arranged and visited.

A varied and informative range of clinics will be presented by national, regional and local clinicians. There will be Thursday evening clinics and activities for early arrivers. Review carefully to determine those of interest to you.

We are fortunate to have Stephen Priest, MMR, as our guest banquet speaker. Stephen has been a model railroader for much of his life, building at least three basement layouts and earning Master Model Railroader Certificate. Today, Stephen is one of the owners of start-up manufacturer, Class One Model Works, located in Kansas City, Missouri. He plans to discuss and show the process they use to get a model produced. Class One produces very accurate detailed HO Scale cars and locomotives. They work extensively with China to produce detailed molds and accurately assembled rolling stock. I believe you will find his presentation informative and very interesting.

Enough for now. Please review this timetable to get all of the information on the convention and most of all, please enjoy yourself. If you have any problems or complaints, find one of the staff to help resolve the issue.

Thanks for attending the 2024 Grand Island Express Convention and Happy Model Railroading!

Whit Johnson,
Chairman and Registrar
and

the Platte Valley Division Host Committee:

Jim Wells, Todd Peterson, John O'Neill, MMR, Lloyd Larson, MMR, Earl Mullins, MMR,
Dale Schultz, Rick Sickler, Leon Djernes, Tim Jacobi, Howard Junker, MMR



Field Trips

The following railroad exhibits are available in the Grand Island-Hastings-Kearney area. Attendance to any of these attractions is on an individual basis.

We have tried to collect the best information regarding open times and costs. Please confirm by telephone or contact where possible to avoid surprises.

Railroad Exhibits in Tri-Cities Nebraska (Grand Island, Hastings, and Kearney) Area

Grand Island

Stuhr Museum. A history museum of farming and community life in central Nebraska. Hours 9 am to 5 pm, Admission \$12-14. Permanent exhibits: 1.) Railroad Town. An 1890's prairie town as often found in the plain along the railroad. 2.) Train Exhibit. UP 2-8-0 steam locomotive #437, Boarding Car, and Caboose.

(<https://stuhrmuseum.org>)

Train Watching. Grand Island flyover is where the BNSF Powder River line crosses over the UP Transcon track. Each railroad runs 50 to 75 trains a day through Grand Island and flyover ^{and} near Oak Streets is a great location to see trains for both railroads. (<https://visitgrandisland.com/plan-a-trip/things-to-do/railroad.html>)

Grand Island former CB&Q Passenger Station. 601 North Plum Street. The station was saved and renovated by the Hall County Historical Society. The main building is now a reception hall and the baggage building houses the Tri-City Model Railroaders permanent exhibit.

Hastings

Hastings former CB&Q Passenger Station. 501 West First Street. The station was saved and converted into a commercial building. Amtrak still uses the location for boarding Amtrak's California Zephyr trains #5 and #6.

Hastings Museum. The largest municipal museum between Chicago and Denver is a multifaceted educational museum covering the natural and cultural history of Hastings and central Nebraska. The Tri-City Model Railroaders currently have their HO-scale modular layout on exhibit on the 2nd floor of the museum. Located to the east of the museum is UP 2-8-0 steam locomotive #237 and caboose owned by the city of Hastings.

(<https://hastingsmuseum.org>)

Kearney

Trails and Rails Museum. An outdoor cultural museum of central Nebraska. Hours 10 am to 6 pm, admission \$10. UP 2-8-0 steam locomotive #481 and caboose displayed along the former Shelton UP restored Depot.

(<https://www.bchs.us>)

Train Watching. Kearney is one of the busiest locations along the UP Transcon mainlines. Home to triple track mainlines that split just east of Kearney to travel to Chicago or Kansas City. More than 100 trains per day pass through Kearney.

Archway Museum. Museum of the Oregon Trail. Hours 9 am to 5 pm, admission \$15. (<https://archway.org>)

Minden

Pioneer Village. See the story of America and how it grew. Hours 9 am to 6 pm, admission \$15. Former Low CB&Q Depot and watertank, CB&Q 4-6-0 steam locomotive #967, "B&M" narrow gauge cabooses #9, industrial 4-0 saddle tank 42" gauge steam locomotive, and Omaha horse-drawn streetcar. (<https://pioneervillage.com>)

Holdrege

Holdrege former CB&Q Passenger Station. The station was saved and converted into a commercial building. Amtrak boards Amtrak's California Zephyr trains #5 and #6 to the east of the former station.

Nebraska Prairie Museum. Hours 9 am to 5 pm weekdays and 1-5pm weekends. Indoor cultural museum exhibiting various aspects of prairie life. Includes HO- and G-scale Model railroads. Exterior exhibits include railroad artifacts and CB&Q cabooses. (<https://nebraskaprairiemuseum.com>)

Red Cloud

Red Cloud former CB&Q depot. Restored depot part of the Willa Cather building tour, includes exhibit "The Burlington Railroad: Colonizing Cather's Wild Land". (<https://www.willacather.org/collections/historic-sites>)

Belvidere

Train viewing covered platform. View trains passing along the Marysville double track sub-division. Site includes old station and wooden boxcar. (<https://visitnebraska.com/belvidere/belvidere-train-watching-station>)

Fairbury

Rock Island Railroad Depot Museum. Restored former Rock Island depot and division headquarters. Hours Sunday 1-5pm. Museum includes railroad artifacts and model train exhibit. (<https://fairbury.com/businesses/rock-island-railroad-depot-museum/>)

North Platte

Golden Spike Tower and Visitor Center. Hours 9am to 7 pm, admission \$10. See Bailey Yard in action. (<https://goldenspiketower.com>)

Cody Park Railroad Museum. Hours 10 am to 7 pm. See UP Challenger steam locomotive #3977 and UP DD #6922, and UP baggage car #1350, RPO #2069, UPFE #458266, and cabooses. Hershey Depot housing railroad artifacts. (<https://www.visitnorthplatte.com/things-to-do/attractions/trains-railroads/cody-park-railroad-museum/>)



Train Show and Modular Layout Displays

The Train Show and Modular Layout Displays are open to convention registrants and the public Friday, June 14th from 9:00am to 8:00pm and Saturday, June 15th from 9:00am to 2:00pm.

Admittance for the public is \$10.00 per person each day. Attendee must display his or her colored nametag. Attendee is only accessing the Train Show and Layout Displays and Contest Room viewing.

EXCLUDES home layout tours, prototype tour, clinics, entries to the contest room and banquet/award ceremonies.

The Platte Valley Division host thanks the following groups for displaying their modular layouts during the Train Show:

Modular Layout Displays

Topeka N Scale Model Railroad Club



RAMADA

Main Entrance

No 2nd Level Access

327	427	428	328
325	425	426	326
323	423	424	324
321	421	422	322
319	419	420	320
317	417	418	318
315	415	416	316
311	Suite 411	414	312
309	409	410	310
307	407	408	308
305	405	406	306
303	403	404	304
301	401	402	302

123	223	220
121	221	
119	219	218
117	217	216
115	215	214
111	211	212
109	209	210
107	207	208
105	205	206
103	203	204
101	201	

526	626	625	525
524	624	623	523
522	622	621	521
520	620	619	519
518	618	617	517
516	616	615	515
512	612	Suite 611	511
510	610	609	509
508	608	607	507
506	606	605	505
504	604	603	503
502	602	601	501

125	127	129	131	133	135	137
225	227	229	231	233	235	237
222	224	226	228	230	232	234
Suite 120	122	124	126	Suite 128		

239	139
241	141
243	143
245	145
247	147
249	149
251	151
253	153
255	155
257	157
259	159
261	161
263	163
265	165
267	167
269	169
271	171
273	173
275	175
277	177
279	179
281	181
283	183
285	185
287	187
289	189

Restroom
Restroom

Lobby

General Offices

Board Room

YOU ARE HERE X

Islander Contest Room I & II

652 sq ft

1269 sq ft

Breakfast Cafe

Bar & Grill

4224 Sq Ft Exhibit Atrium & Airium

Sitting Area

Grill

4224 Sq Ft Exhibit Atrium & Airium

Display & Layout(s) ?

Toilet

Resistor Toilet

Train Show

2448 Sq Ft

Royal Train Show

2448 Sq Ft

Grand Royal Ballroom

4896 sq ft

VIP Rooms

1032 sq ft

1032 sq ft

1032 sq ft

3096 sq ft

Clinic I

Clinic II

Clinic III

Ambassador

Executives

Governor's

Parking

Coin-Op Laundry

Coin-Op Laundry

House-keeping Room

Laundry Room

Hospitality Suite 236

Suite 142

Courtesy Conven. Office

252

250

257

255

253

251

249

247

245

243

241

239

134

136

138

140

142

144

146

148

150

152

154

156

158

160

162

164

166

168

170

172

174

176

178

180

182

184

186

188

190

McOR via GRAND ISLAND EXPRESS



McOR Annual Convention Floor Plan

June 13-15, 2024

COPYCAT PRINTING 2016

CLINICS

Thursday evening, June 13th..

Clinic Room

I


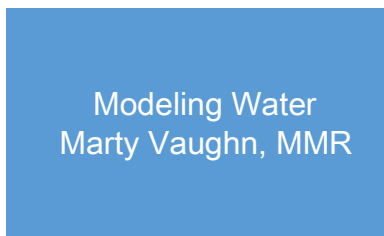

Clinic Room

II



Clinic Room

III

6:00
pm



7:30
pm



Friday, June 14th...

	Clinic Room I	Clinic Room II	Clinic Room III
8:00 am		Building Windows and Doors John O'Neill, MMR	Painting & Detailing Figures and Detail Parts Marty Vaughn, MMR
9:30 am	History HO Scale and Old Rolling Stock Kits Larry Diehl		Painting Clouds Lloyd Larson, MMR
11:30 am		Planning for Operations Dave Roeder, MMR	Interchange Staging Mark Juett, MMR

Open to allow for layout tours.

Friday Evening, June 14th..

6:00 pm		Livestock Facilities Doug Harding, MMR	
7:30 pm			

Saturday, June 15...

CLINICS



Clinic Room

I

Clinic Room

II

Clinic Room

III

8:00
am

MCoR
Board Meeting
8:00 to 9:30 am

9:30
am

3D Backdrops
Lloyd Larson, MMR

11:00
am

History and Ops
Chicago, Illinois & Midland
Railway
David Lowell, MMR

Building a Stockyard
per CB&Q Specs
Todd Peterson

Open to allow for layout tours.

Model Railroader Etiquette for Layout Tours

- Upon enter, please sign the guest book, when departing, thank the host.
- Avoid parking on lawn or walking through flowerbeds.
- Respect the host's property, both inside and outside their home.
- While on tour, don't dominate the host's time. Others may have questions or comments, also.
- NEVER pick up someone else's model. If you need better viewing, ask the owner.
- Don't touch, scratch, feel or move anything! If you lack self-control, put your hands in your pockets. If you are curious about something, simply ask your host.
- Never lean on someone's scenic layout.
- Don't be too quick to point out a "better way".
- Be tolerant of all scales and skills. If you can't say something nice, well, silence is best.
- Photos – ask permission to take video or photos. All photos and videos must be for your personal use and shall not be sold or used commercially.
- NO SMOKING....some hosts may have outside areas designated for smoking. ALWAYS ask first!
- If you bring a guest who is not familiar with the above rules or etiquette, take a few minutes to explain to your friend. You can be doing them and yourself a favor. Above all, don't be so dark serious! This is, after all, a hobby, and it is supposed to be Fun!



2024 MCoR Region Convention Layout Descriptions

Friday Afternoon Layout Tours

Grand Island Area

12:00 Noon to 3:30 pm

Lloyd LarsonOpen Friday June 14th
Noon to 3:30 pm

2404 West Charles Street, Grand Island NE 68801

Name: Pennsylvania Railroad, West of Middle Region, Allegheny Division

Scale: HO

Period: 1950's

Locale: Pennsylvania

Control: Digitrax DCC

This layout has great scenery on it: lighted and detailed structures, outdoor scenery, a lightning storm, and sound effects for steel mill. Scenery is 80% complete. Room size is 24 x 60, has double main line with 370 feet of track. Some major scenes are Altoona city and yard, Horseshoe Curve, Tunnel Hill, Summitsburg, and Crucible Steel Mill. Both steam and diesel locomotives, all have sound.

John O'NeillOpen Friday June 14th
Noon to 3:30 pm

4112 W Faidley Ave., Grand Island NE 68803

Name: Goss Valley Branch of the Santa Fe Railroad

Scale: HO

Period: 1967

Locale: Midwest

Control Digitrax DCC

The railroad represents a small branch line utilizing small locomotives and small cars running in short trains. This layout is 10 by 21 feet, filling a long wall plus a peninsula. There are a couple of town scenes and a small yard. There are a number of lighted interior structures. The scenery is nearly complete.

Friday Evening Layout Tours

Grand Island Area

4:00 pm to 8:00 pm

Leon Djernes.....Open Friday June 14th
4:00 pm to 8:00 pm

4345 W. Capital Ave, Grand Island, NE 68803

Name: C&NW Sunrise Valley Division

Scale: HO

Period: 1985-1995

Locale: Nebraska/Iowa Hwy30

Control: Digitrax DCC

This multiverse layout was built to stimulate the grandkids imagination and allow them to immerse themselves in this model world. The 350-ft mainline transverses an E-shaped layout design and there are two branch line peninsulas. The layout also features a connecting railroad between the two main sections. Overall, the layout occupies a 17 x 25' space in the train room. Scenery is almost 50% complete but is always changing. The C&NW is the primary user of this railroad but BN has trackage rights. In a twist of fate this model world, the Milwaukee and Rock Island survived as branchlines and operate as desired.

TCMRA Club LayoutOpen Friday June 14th
4:00 pm to 8:00 pm

607 Plum Street, Grand Island NE 68801

Name: Union Pacific Grand Island area and C B & Q Grand Island area

Scale: HO

Period: 1940's through 1970's

Locale: Grand Island area

Control Digitrax DCC

The layout represents two separate railroads, with ability to move trains between railroads. The Union Pacific is double tracked (total of 655 feet of mainline) and the CB&Q is single tracked (with a total of 455 feet of mainline). There are four helixes to move trains between three levels. This layout is 21 by 30 feet. The layout is completely scened. A new branch line is being added to the CB&Q Railroad.

Saturday Afternoon Layout Tours

Hastings Area (approx. 25 miles)

12:00 Noon to 3:30 pm

Rick SicklerOpen Saturday June 15th
Noon to 3:30 pm

344 Road 3167, Inland, NE 68954

Name: C B & Q Racoon River Division

Scale: HO

Period: 1972

Locale: Based on Midwest USA

Control: DC

This layout has three levels, lowest track is two staging areas. Utilizes four helixes to change levels and to traverse over entry door. Room size is 27 x 45, has single main line with 840 feet of track. Utilizes 4 cab throttles for main line and yards and 6 walkaround throttles for switching areas. A dispatcher panel is located in separate room. Utilizes 36-inch minimum radius on main line and all turnouts are powered with Switchmaster or Tortoise motors. Has two main yards on middle level and two storage yards in lower level. Scenery is 100% complete, continuing to add details and electrical effects. TV monitors are used to track helix movement and a Fast Clock is installed. In addition, numerous memorabilia are displayed, including two motor cars, three rebuilt baggage wagons, and much more.

Dale Schultz.....Open Saturday June 15th
Noon to 3:30 pm

1312 Sheridan Dr, Hastings, NE 68901

Name: Eugene, Nebraska.

Scale: HO

Period: 1985-1995

Control: Digitrax DCC

This layout is based on a replication of the area around Hastings, Nebraska. The Hastings area is relatively flat which is how the layout was planned. I did a lot of research as to how to develop it and decided to be as detailed as possible. There are 6 areas on the layout, a business area, residential, small railyard, a grain facility built from scratch with a corn field, a farm and a small commercial area. The majority of the layout has lighting, with street lights and building lights. The size of the layout is roughly 12' x 8' with one side at an angle to reduce to 4'. Track is PECO with approximately 48'. SceniKing backdrop. Have Locomotives with sound.

Saturday Afternoon Layout Tours
Hastings Area (approx. 25 miles)
12:00 Noon to 3:30 pm

Earl and Dianne MullinsOpen Saturday June 15th
Noon to 3:30 pm

706 Dockside Cove, Hastings, NE 68901

Name: D & EM Railroad

Scale: HO

Period: 1950's

Control: Digitrax DCC

Earl and Diane are owners of the D & EM Railroad. This HO scale basement model railroad goes through four rooms, around the walls with peninsulas, traveling 394 feet of mainline track and 480 feet of non-mainline track. The benchwork is 48 inches high. The track is Atlas code 85 and 100 Flex-track on cork roadbed with Peco turnouts. Set in the 1950s with a variety of towns and industries, this freelanced layout lends itself to running trains both for enjoyment or more serious operations. Scenery is both flatland and mountains of hydrocal over screen wire; with scenes named after family and friends. This layout is controlled using Digitrax radio-controlled throttles; all engines have sound.

Tim JacobiOpen Saturday June 15th
Noon to 3:30 pm

200 W. 6th Street

Hastings, NE 68901

Name: TD & J Railroad

Scale: HO

Period: 1940's to 1980's

Control: Digitrax DCC

Tim Jacobi owns and operates a 15' x 26' HO railroad built in the loft of an old carriage house. The layout utilizes Union Pacific and Burlington Motive Power to power trails around 4 separate mainlines. The original layout section features historic downtown NE but over time expanded to include the "Arch Crossing" section with 7 bridges over water, a German city named "Jakoburgh" and a motive power service area called "Power Pool Junction" that includes an 8-stall round house. The layout has 300' + of mainline track, is 80% complete and built on open grid with full backdrops featuring air-brushed open skies, mountains and a city skyline.

“If Open”!

(to be announced, based on interest from the group)

Saturday Afternoon

This is a part of the Hastings Museum setup and it's associated with the IMAX Theatre complex. Showing a train movie by invitation only. If the IMAX Theatre is not running, then the Museum layout will not be open.

Hastings Museum Setup

TCMRA Modular Layout

Hastings Museum, Hastings, NE 68901

Name: TCMRA Modular Layout

Scale: HO

Period: Post-WWII

Control: Digitrax DCC

In 2015, members of the PVD- MidCOR, NMRA and TCMRA built a modular FreeMo-styled Nebraska-themed layout for display each year at the Nebraska State Fair. The double-track layout has been a regular attraction at the fair each year since, with thousands of visitors each year. In total, the TCMRA and its members in combination with Platte Valley Division, NMRA members have nearly 200 feet of modules with scenery for use each year. There are two return loops and 6-curve modules to allow a variety of arrangements. Currently, 2/3 of the modules are on exhibit at the Hastings Museum and open to the general public on weekends and upon request for special events.

MODEL/PHOTO CONTEST

The full range of contest categories will be offered for models and photos. Completion of the contest paperwork for each entry can be a bit time consuming, so please complete these forms advance. Advance copies of the appropriate forms, as well as other contest information, are available on the NMRA and MCoR websites. Completed copies of the contest entry form (#901), the model contest judge's score sheet (#902) are required for each model entry. Only the contest entry form is required for each photo entry.

Contest Entry and Judging Rules

A. Judged Model Contest

- i. Definition - Competitive events for models: all entries are technically judged by teams of experienced judges using a point scoring system.
- ii. Scale - All models shall be judged separately in each classification and category without regard to scale.
- iii. The model must have been made by the entrant and cannot have won a first place at any previous National or Regional Convention.
- iv. Classifications
 - a) Scratch Built - This class is intended for models built largely from basic or scratch materials.

However, any model may be included in this classification. The decision is up to the entrant. Entries in the scratch built class are eligible for full point scores on all factors including scratch built which has a maximum score of 15points for a total of 125points.

- a) Kit Built - This classification is intended for models comprised of more than 50% kit or largely commercial parts to allow them to compete with similarly built models rather than typically higher scoring scratch built models. However, any model may be included in this classification. The decision is up to the entrant. Entries in this classification are eligible for full point scores on all factors except scratch built which is limited to 8points for a total of 118 points.
- i. Categories
 - a) Steam Locomotives – All types of locomotives powered by steam. The model must include an electric motor or other means of propulsion and be capable of operation to be eligible for the category
 - b) Diesel & Other Locomotives - All other types of locomotives except those powered by steam and passenger revenue carrying types. The model must include an electric motor or other means of propulsion and be capable of operation to be eligible for the category. In the case of multiple joined locomotives, at least one of the units must be powered.
 - c) Passenger Cars - All types of passenger revenue carrying equipment, including coaches, observation, mail baggage cars as well as powered rail buses and RDC cars. Express reefers are included.

- d) Freight Cars - All types of freight revenue carrying cars, not including express reefers.
- e) Caboose - All types, including traditional, bobbers, drovers, and transfers type
- f) Non-Revenue - Right-of-way, track maintenance vehicles, rail and inspection cars, railroad cranes and others not considered directly involved in revenue service.
- g) Traction – All equipment associated with urban, suburban and interurban electrically powered railroads.
- h) Structures - This category is intended for all individual structures or buildings either on-line or off-line; however, also includes non-powered locomotives, ship models, cars and trucks, track components such as switches and diamonds and other unusual models that do not fit within other categories at the discretion of the Contest Chair. Multiple structures such as a house and garage must be physically connected to be considered a single structure. Likewise any detail not in, on or otherwise connected to the single structure will not be considered during the judging. A single structure contained within a display may be entered in the structure category in which case only that structure will be judged.
- i) Display - Scenes or dioramas which may include multiple structures, locomotives, rolling stock, scenery elements and other detail. All elements will be judged as a part of the entire scene. Note: judgment of models in this category has nothing to do with the Master Builder Scenery requirement of the Achievement Program.

B. Module Contest

- I. Definition - Competitive Event for modules: all entries are judged by a team of experienced judges using a simple ranking system.
- II. The module must have been made by the entrant (s) and cannot have won a first place at any previous National or Regional Convention.
- III. Module Definition - A small layout which includes supplemental scenery and track work which is designed to attach to and operate with other similar modules.
- IV. Scale - All scales shall be combined in each of two classifications.
- V. Classifications
 - a) Module - Individual - A module entry built by an individual person.
 - b) Module - Group - A module built by a group of people.

c. Model Showcase

- I. Definition - Non-competitive display events for models, photos, Arts & Craft or any railroad oriented display, complete or in process.

D. Photo Contest

- i. Definition - Competitive event for photographs.
- ii. Photos produced using either film or digital cameras are permitted.
- iii. Each entrant shall be limited to a maximum of ten (10) entries with a maximum of five (5) entries in one category.
- iv. Prints shall be mounted on flat, rigid board or matted with similar material. No folders or glass frames are allowed. Photo and mount shall not exceed 12" x 16" (30cm x 40cm) in size. Minimum mount size is 8" x 10" (20cm x 25cm) and minimum print size is 5" x 7" (13cm x 18cm).
- v. Prints shall have entrant's name on the back. Prints may be titled on the front. Prints with entrant's name on the front will not be accepted.
- vi. Exposure of the original slide or photo must have been made by the entrant and cannot have won a first place at any previous National or Regional Convention.

vii. Categories - Each entry shall be placed in one of the following categories:

- a) Model - Black & White Print
- b) Model - Color Print
- c) Prototype - Black & White
- d) Prototype – Color

E. Pass Contest

- i. Definition - Competitive event for entrant-made railroad passes: all entries are judged by a team of experienced judges using a simple ranking system.
- ii. Two (2) entries are required in order to show both sides of each pass entered.
- iii. Any type of railroad pass is eligible in the form of a business card or flash card size. All other forms, letters, documents, stock certificates, etc. will not be allowed and will only be accepted as display-only (non-contest) entries.

In addition, one entry will be awarded the People's Choice award.



Door Prize Drawings and “Chinese Auction”

It is intended to have Door Prize Drawings throughout the day Friday and Saturday until noon. You will each receive one (1) chance to win a door prize to be announced throughout the course of the day.

Door prizes will be items the convention is receiving as donations, generally to be relatively smaller in dollar value. Near the end, on Saturday at noon, “unclaimed” tickets will be discarded and new tickets drawn until all prizes are rewarded.

“Chinese Auction” is where you buy tickets, as many as you want, purchased Friday or Saturday throughout the day. Your tickets will be placed in the pot next to the object you’re bidding for. Drawing of winning tickets to be at the Saturday evening banquet. You must be present to win! Good Luck!

The items will be higher value, donated to the convention. Tickets will be available at a table set up by the convention staff. Purchases must be cash, no credit cards please! You may purchase tickets up to the start of the banquet on Saturday evening.

2024 MCoR Convention Schedule

TIME TABLE



Thursday

7am 8am 9am 10am 11am 12pm 1pm 2pm 3pm 4pm 5pm 6pm 7pm 8pm 9pm

Registration

Clinics

Train Show Setup

Modular Layout Setup

Layout Operating Sessions

Contest Entries

Friday

Registration

Clinics

Train Show

Contest Entries

Layout Tours

Saturday

Registration

Clinics

Train Show

Train Show Teardown

Layout Tours

Prototype Tours

Contest Entry

Contest Judging

Contest Viewing/Pickup

MCoR BOD Meeting: 9:00 to 9:30am

Banquet/Awards/Business Meeting

Raffle/Chinese Auction

NOTES:

